

TM 11275-15/3D

U.S. MARINE CORPS TECHNICAL MANUAL
FOR
**PRINCIPAL TECHNICAL
CHARACTERISTICS OF
U.S. MARINE CORPS
ENGINEER EQUIPMENT**



MARINE CORPS SYSTEMS COMMAND
QUANTICO, VA 22134-6050

THIS PUBLICATION IS REQUIRED FOR OFFICIAL USE FOR ADMINISTRATION OR OPERATIONAL PURPOSES. DISTRIBUTION IS LIMITED TO U.S. GOVERNMENT AGENCIES ONLY. OTHER REQUESTS FOR THIS DOCUMENT MUST BE REFERRED TO: COMMANDER, MARINE CORPS SYSTEMS COMMAND (GTES-ES), QUANTICO, VA 22134-6050.

DESTRUCTION NOTICE: DESTROY BY ANY METHOD THAT WILL PREVENT DISCLOSURE OF CONTENTS OR RECONSTRUCTION OF THE DOCUMENTS.

FOR OFFICIAL USE ONLY

JUNE 2009
PCN 180 003000 00

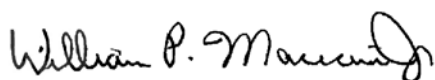
DEPARTMENT OF THE NAVY
Headquarters, U.S. Marine Corps
Washington, DC 20380-0001

30 JUNE 2009

1. This Technical Manual (TM), authenticated for Marine Corps use and effective upon receipt, provides operation and maintenance levels as determined by TM 11275-15/3D for Principal Technical Characteristics of U.S. Marine Corps Engineer Equipment.
2. Safety issues related to the information contained in this manual should be reported to the Marine Corps Systems Command Safety Office at MCSCSafety@usmc.mil. All significant safety hazards that have the potential to affect other commands and require widespread dissemination shall be reported via a Hazard Report per MCO P5102.1B.
3. Submit notice of discrepancies or suggested changes on a NAVMC 10772. Users with CAC/PKI certificates may submit the NAVMC via the internet using website <https://pubs.ala.usmc.mil/navmc/default.asp>. You can then fill in and submit the automated NAVMC 10772 Form. NAVMC forms may also be submitted by electronic mail to SMB.LOG.Tech.Pubs.fct@usmc.mil or mailing a paper copy of the NAVMC 10772 in an envelope addressed to Commander, Marine Corps Systems Command, Attn: Assistant Commander Acquisition and Logistics (AC LCL/TP), 814 Radford Blvd, Room 306E, Albany, Georgia 31704-0343. In addition to electronic submittal of the NAVMC form via the above web links, forward an informational copy (cc:) or mail a paper copy to the Project Officer at the following address: COMMANDER, MARCORSYSCOM, 2200 Lester Street, Quantico VA 22134, ATTN: GTES PMM 152. Problems or questions regarding the NAVMC 10772 program should be reported by calling commercial phone number (229) 639- or DSN 567 and any of the following extensions 5017, 6439, or 6035.
4. TM 11275-15/3C of 30 September 1991 is hereby superseded for Marine Corps use.

BY DIRECTION OF THE COMMANDANT OF THE MARINE CORPS

OFFICIAL:



W. P. MACECEVIC

Program Manager, Engineer Systems

Marine Corps Systems Command

DISTRIBUTION: EDO

RECORD OF CHANGES

CHANGE NO.	DATE	TITLE OR BRIEF DESCRIPTION	ENTERED BY

U.S. MARINE CORPS TECHNICAL MANUAL
FOR
**PRINCIPAL TECHNICAL
CHARACTERISTICS OF
U.S. MARINE CORPS
ENGINEER EQUIPMENT**

THIS PUBLICATION IS REQUIRED FOR OFFICIAL USE FOR ADMINISTRATION OR OPERATIONAL PURPOSES. DISTRIBUTION IS LIMITED TO U.S. GOVERNMENT AGENCIES ONLY. OTHER REQUESTS FOR THIS DOCUMENT MUST BE REFERRED TO: COMMANDER, MARINE CORPS SYSTEM COMMAND (GTES-ES), QUANTICO, VA 22134-6050.

DESTRUCTION NOTICE: DESTROY BY ANY METHOD THAT WILL PREVENT DISCLOSURE OF CONTENTS OR RECONSTRUCTION OF THE DOCUMENTS.

Table of Contents

CHAPTER 1	INTRODUCTION	1-1
CHAPTER 2	EQUIPMENT DESCRIPTION SHEETS	2-1
CHAPTER 3	EQUIPMENT LISTINGS BY TAM-NUMBER SEQUENCE	3-1
CHAPTER 4	OBSOLETE EQUIPMENT	4-1

CHAPTER 1

INTRODUCTION

1-1. SCOPE.

This manual provides easy-to-use reference data for the more common items of Marine Corps engineer equipment. The equipment description sheets (Chapter 2), which make up the bulk of the manual, provides the operating and shipping characteristics of the equipment, including, when applicable, fuel and power requirements, power outputs, and major components. If available, photographs or drawings of the equipment are provided. For complete data on any item, refer to the appropriate technical manual or Stock List (SL-3 or SL-4). Stock Lists can be accessed on the internet through the MATCOM website <http://mcsd4.ala.usmc.mil/MCSD/SL/>. For additional assistance contact Action Officer at GTES-ES, phone number: **703-432-3728**.

1-2. GENERAL ARRANGEMENT.

- a. **Introduction** (Chapter 1). This chapter contains general information about the publication and its use.
- b. **Equipment Description Sheets** (Chapter 2). This chapter contains equipment description sheets arranged in alphanumeric table of Authorized Materiel Control Number (TAMCN) sequence. Each sheet provides key operating and shipping characteristics of the equipment and includes illustrations or drawings as appropriate. Some equipment items have multiple operating configurations. Those are marked as “varies” under Operating and Shipping Data.
- c. **Equipment Listing by TAMCN** (Chapter 3). This chapter is a listing arranged in alphanumeric TAMCN sequence. The listing provides Table of Authorized Materiel Control Number (TAMCN), equipment Item Designator (ID) number, equipment nomenclature, and a page number reference to the equipment description sheet in Chapter 2. It should be noted that some TAMCN are common to more than one item of equipment.

1-3. EQUIPMENT DESCRIPTION SHEET FORMAT.

Each end item is given a separate data page. Data provided is self-explanatory. Some special instructions on the use of the data pages are provided below:

- a. **Square Stowage/Cubic Measure Entries.** The term “square stowage/cubic measure” is used in this manual to indicate the floor or deck area, in square feet/cubic feet, required by an item. Square stowage/cubic measure figures are most useful for those items, which cannot be stacked; however, this manual provides square stowage/cubic measure information on most items, including those that can be stacked. Square stowage/cubic measure figures shown in this manual are rounded off to the nearest tenth. They do not include factors for additional space that may be required for maneuvering or tiedown.
- b. **Containers for Sets and Kits.** Many sets or kits of tools, accessories, and expendable supplies listed in this manual are issued without containers. Since containers may be constructed to suit the particular needs of the unit, dimensions and weights of the carrying case/chest for such sets and kits will be included, if available. No operating data is provided since the tools, while in use, can be greatly dispersed.

1-4. OBSOLETE EQUIPMENT LIST.

This list contains obsolete equipment arranged in TAMCN sequences.

1-5. LIST OF ABBREVIATIONS/ACRONYMS.

The following abbreviations are used:

<u>Abbreviation/Acronym</u>	<u>Definition</u>
AAV	Assault Amphibian Vehicle
A/C	Air Conditioner
BTU	British Thermal Unit
BTU/hr	British Thermal Unit per Hour
C	Centigrade
CFM	Cubic Feet per Minute
cm	Centimeter
cu yd	Cubic Yard
DLA	Defense Logistics Agency
DoD	Department of Defense
F	Fahrenheit
ft ²	Square Foot/Feet
ft ³	Cubic Foot/Feet
fps	Feet per Second
gal.	Gallon(s)
gph	Gallon(s) per Hour
GPM	Gallon(s) per Minute
H ₂ O	Water
hp	Horsepower
hr	Hour(s)
Hz	Hertz
ID	Item Designator Number
in	Inch(es)
ISO/ANSI	International Organization of Standardization/American National Standard Institute
kg	Kilograms
km/h	Kilometer per Hour
kW	Kilowatt(s)
L	Liter
lb	Pound(s)
m	Meter(s)
MCS	Marine Corps Standard
Mep	Mobile Electrical Power
mph	Miles per Hour
MLC	Military Load Classification
mm	Millimeter(s)
NSN	National Stock Number
PF	Power Factor
psi	Pounds per Square Inch
psig	Pounds per Square Inch Gauge
qt	Quart
Qty	Quantity
RPM	Revolutions per Minute
SCFM	Square Cubic Feet per Minute
TAMCN	Table of Authorized Materiel Control Number
USMC	United States Marine Corps
V	Volt(s)
VAC	Volt(s) Alternating Current
Vdc	Volt(s) Direct Current

CHAPTER 2
EQUIPMENT DESCRIPTION SHEETS

AIR CONDITIONER, MCS, HORIZONTAL, 0.75-TON
TAMCN: B0001



TC-243

National Stock Number/ID Number	
4120-01-193-4998	07579D
4120-01-093-3385	07579B
4120-01-164-7420	07579C
4120-01-330-6542	10212A

DESCRIPTION AND FUNCTION

The Air Conditioner, Marine Corps Standard (MCS), Horizontal, 60 Hz, 0.75-Ton unit is a horizontally-mounted air conditioner driven by an air-cooled motor and designed for use in shelters, vans, and trailers in mobile, portable, and transportable applications. The unit provides complete environmental air conditioning including cooling, heating, ventilation, dehumidification, and filtering and has a nominal cooling capacity of 9,000 BTU and a nominal heating capacity of 7,000 BTU.

TECHNICAL DESCRIPTION

Unit		Dimensions	
Manufacturer:	AIRTACS	Length (in.):	26.8
Model:	ECU-9HC326	Width (in.):	23.8
Power Req.		Height (in.):	16.1
Frequency (Hz):	50/60	Weight (lb):	200
Voltage/Phase:	208VAC/3-Phase	Volume (ft ³):	5.9
Wires:	4-Wire	Horizontal/Vertical:	Horizontal
Max Power Consumption:	3 kW	Refrigerant	R-22
Capacity		Design Maximum	
Cooling (BTU/hr):	9,000	Ambient Temperature:	120°F
Heating (BTU/hr):	7,000	Min Ambient Cooling:	0°F
CFM:	370	Min Ambient Heating:	-50°F
Duct Size:	N/A		
Replaced Item(s)	N/A		
Transportability	Transported with supported shelter		
Associated TAMCN(s)	N/A		

AIR CONDITIONER, MCS, HORIZONTAL, 60 HZ, 1.5-TON
TAMCN: B0002



TC-244

National Stock Number/ID Number	
4120-01-268-4451	09265A
4120-01-237-4463	07592F
4120-01-122-0626	07592C
4120-01-076-1753	07592D
4120-01-165-1125	07592E
4120-01-327-1316	10140A
4120-00-411-3730	07592A

DESCRIPTION AND FUNCTION

The Air Conditioner, Marine Corps Standard (MCS), Horizontal, 60 Hz, 1.5-Ton unit is a horizontally-mounted air conditioner driven by an air-cooled motor and designed for use in shelters, vans, and trailers in mobile, portable, and transportable applications. The unit provides complete environmental air conditioning including cooling, heating, ventilation, dehumidification, and filtering and has a nominal cooling capacity of 18,000 BTU and a nominal heating capacity of 14,300 BTU.

TECHNICAL DESCRIPTION**Unit**

Manufacturer: KECO
 Model: F18H-3SB

Dimensions

Length (in.): 28
 Width (in.): 30
 Height (in.): 20
 Weight (lb): 265
 Volume (ft³): 9.8
 Horizontal/Vertical: Horizontal

Power Req.

Frequency (Hz): 50/60
 Voltage/Phase: 208VAC/3-Phase
 Wires: 4-Wire
 Max Power Consumption: 6.5 kW

Refrigerant

R-22

Capacity

Cooling (BTU/hr): 18,000
 Heating (BTU/hr): 14,300
 CFM: 640
 Duct Size: N/A

Design Maximum
 Ambient Temperature: 120°F
 Min Ambient Cooling: 0°F
 Min Ambient Heating: -50°F

Replaced Item(s) N/A

Transportability Transported with supported shelter

Associated TAMCN(s) N/A

AIR CONDITIONER, 1.5-TON, 18,000 BTU/HR
TAMCN: B0003



TC-245

National Stock Number/ID Number	
4120-01-526-1588	11080A

DESCRIPTION AND FUNCTION

The Air Conditioner, 1.5-Ton, 18,000 BTU/hr, is an electric motor driven ECU. These units are capable of providing cooled, dehumidified, heated, and filtered air for supply to a shelter or van. The 1.5-Ton ECU is comprised of an electrical subsystem, a refrigeration subsystem and the structure, i.e., the cabinet and frame. The electrical subsystem is designed to accept 208VAC/3-Phase, 50/60 Hz input power. The 1.5-Ton ECU weighs approximately 245 pounds and is capable of providing 18,000 BTU of cooling and 13,400 BTU of heating. Low setting provides a minimum of 9,000 BTU of cooling and 7,000 BTU of heat.

TECHNICAL DESCRIPTION

<u>Unit</u>		<u>Dimensions</u>	
Manufacturer:	Nordic Air, Inc.	Depth (in.):	28
Model:	GS1H43ZAANWY001	Width (in.):	30
<u>Power Req.</u>		Height (in.):	20
Frequency (Hz):	60	Weight (lb):	245
Voltage/Phase:	208VAC/3-Phase	Volume (ft ³):	9.7
Wires:	4-Wire	Horizontal/Vertical:	Horizontal
Max Power Consumption:	3 kW/5.0 kW		
<u>Capacity</u>		<u>Refrigerant</u>	
Cooling (BTU/hr):	18,000	R-22	
Heating (BTU/hr):	7,000/13,400	Design Maximum	125°F
CFM:	370/600	Ambient Temperature:	
Duct Size:	N/A	Min Ambient Cooling:	50°F
		Min Ambient Heating:	-25°F
<u>Replaced Item(s)</u>	N/A		
<u>Transportability</u>	Transported with supported shelter/man portable		
<u>Associated TAMCN(s)</u>	N/A		

AIR CONDITIONER, MCS, HORIZONTAL, 400 HZ, 1.5-TON
TAMCN: B0004



TC-002

National Stock Number/ID Number	
4120-01-539-4630	11286A
4120-01-168-1775	07418D
4120-01-073-9095	07418C
4120-01-350-0185	07418A
4120-01-220-7381	08714B
4120-01-286-8854	04984A

DESCRIPTION AND FUNCTION

The Air Conditioner, Marine Corps Standard (MCS), Horizontal, 400 Hz, 1.5-Ton unit is a vertical air conditioner driven by an air-cooled motor and is used primarily in van-type enclosures for providing filtered, conditioned, cooled, or heated air, as required, to maintain service conditions necessary for the efficient operation of electronic equipment housed within the van. The unit provides complete environmental air conditioning including cooling, heating, ventilation, dehumidification, and filtering. The B0004 has a nominal cooling capacity of 18,000 BTU and a nominal heating capacity of 12,000 BTU.

TECHNICAL DESCRIPTION**Unit**

Manufacturer: AIRTACS
 Model: Unknown
 Frequency (Hz): 400
 Voltage/Phase: 208VAC/3-Phase
 Wires: 4-Wire
 Max Power Consumption: 6.75kW

Dimensions

Length (in.): 28
 Width (in.): 30
 Height (in.): 20
 Weight (lb): 280
 Volume (ft³): 9.2
 Horizontal/Vertical: Vertical

Capacity

Cooling (BTU/hr): 18,000
 Heating (BTU/hr): 12,000
 CFM: 615
 Duct Size: N/A

Refrigerant

R-22
 Design Maximum
 Ambient Temperature: 120°F
 Min Ambient Cooling: 0°F
 Min Ambient Heating: 50°F

Replaced Item(s)

N/A

Transportability

Transported with supported shelter

Associated TAMCN(s)

B2004, ID: 0767A, NSN 4120-00-327-5035

AIR CONDITIONER, MCS, VERTICAL, 400 HZ, 3-TON
TAMCN: B0006



TC-248

<i>National Stock Number/ID Number</i>	
4120-01-072-6388	06503C
4120-01-244-6385	09063A
4120-01-110-2034	09235A

DESCRIPTION AND FUNCTION

The Air Conditioner, Marine Corps Standard (MCS), Vertical, 400 Hz, 3-Ton unit is a complete, self-contained, vertical, air conditioner driven by an air-cooled motor and designed for continuous operation under varying load conditions. It is used primarily in van-type enclosures for providing filtered, conditioned, cooled, or heated air, as required, to maintain service conditions necessary for the efficient operation of electronic equipment housed within the van. The unit provides complete environmental air conditioning including cooling, heating, ventilation, dehumidification, and filtering and has a nominal cooling capacity of 36,000 BTU and a nominal heating capacity of 28,600 BTU.

TECHNICAL DESCRIPTION**Unit**

Manufacturer: KECO
 Model: F36T-4-2

Power Req.

Frequency (Hz): 400
 Voltage/Phase: 208VAC/3-Phase
 Wires: 4-Wire
 Max Power Consumption: 9.6 kW

Capacity

Cooling (BTU/hr): 37,800
 Heating (BTU/hr): 28,600
 CFM: 1,250
 Duct Size: (1) 12 in. for Supply
 (1) 12 in. for Return

Dimensions

Length (in.): 21.5
 Width (in.): 30.8
 Height (in.): 55.4
 Weight (lb): 390
 Volume (ft³): 21.1
 Horizontal/Vertical: Vertical

Refrigerant

R-22
 Design Maximum
 Ambient Temperature: 120°F
 Min Ambient Cooling: 0°F
 Min Ambient Heating: -50°F

Replaced Item(s)

N/A

Transportability

Skid Mounted Assembly - Large (B2006), Forklift Portable

Associated TAMCN(s)

B2006, ID: 07768A, NSN 4120-00-575-7200

AIR CONDITIONER, 5-TON, 60,000 BTU/HR
TAMCN: B0008



TC-250

National Stock Number/ID Number	
4120-01-526-1060	11084A

DESCRIPTION AND FUNCTION

The Air Conditioner, 5-Ton, 60,000 BTU/hr, is a packaged system designed to operate in a portable field capacity, providing conditioned air to a shelter or van. The 5-Ton ECU is controlled with a built-in control box or remote controller and operates using 208VAC/3-Phase, 50/60 Hz power supplied by a generator or shore power via a power plug located on the ECU. The refrigerant system uses R-22 refrigerant and has a cooling capacity at 60 Hz of not less than 60,000 BTU/hr at 95°F ambient outside temperature. The heating system is furnished with a 37,000 BTU/hr resistive type heater in addition to fan heat.

TECHNICAL DESCRIPTION

<u>Unit</u>		<u>Dimensions</u>	
Manufacturer:	Nordic Air, Inc.	Depth (in.):	37
Model:	GL0543ZAADWYX01	Width (in.):	47.62
<u>Power Req.</u>		Height (in.):	47.44
Frequency (Hz):	60	Weight (lb):	575
Voltage/Phase:	208VAC/3-Phase	Volume (ft ³):	48.35
Wires:	4-Wire	Horizontal/Vertical:	Horizontal
Max Power Consumption:	11 kW		
<u>Capacity</u>		<u>Refrigerant</u>	
Cooling (BTU/hr):	60,000	R-22	
Heating (BTU/hr):	37,000	Design Maximum Ambient Temperature:	125°F
CFM:	2,000	Min Ambient Cooling:	50°F
Duct Size:	(1) 16 in. for Supply (1) 16 in. for Return	Min Ambient Heating:	-25°F
<u>Replaced Item(s)</u>	B0007, B0011		
<u>Transportability</u>	Forklift Portable		
<u>Associated TAMCN(s)</u>	N/A		

AIR CONDITIONER, 10-TON, 120,000 BTU/HR
TAMCN: B0010



TC-252

National Stock Number/ID Number	
4120-01-526-1120	11079A (Green)
4120-01-564-7844	11079A (Tan)

DESCRIPTION AND FUNCTION

The Air Conditioner, rated for a capacity of 10-Ton, 120,000 BTU/hr, is a packaged system designed to operate in a portable field capacity, providing conditioned air to a shelter or van. The 10-Ton ECU is controlled with a built-in control box or remote controller and operates using 208VAC/3-Phase, 50/60 Hz power supplied by a generator or shore power via a power plug located on the ECU. The refrigerant system uses R-22 refrigerant and has a cooling capacity at 60 Hz of not less than 126,000 BTU/hr at 95°F ambient outside temperature. The heating system is furnished with a 47,000 BTU/hr resistive type heater in addition to fan heat. This is the same unit used for the ITEG, TAMCN B0018.

TECHNICAL DESCRIPTION

<u>Unit</u>		<u>Dimensions</u>	
Manufacturer:	Nordic Air, Inc.	Depth (in.):	75
Model:	GL1043ZAADG0	Width (in.):	34
<u>Power Req.</u>		Height (in.):	39
Frequency (Hz):	60	Weight (lb):	715
Voltage/Phase:	208VAC/3-Phase	With skid base:	740
Wires:	4-Wire	Volume (ft ³):	57.48
Max Power Consumption:	18 kW	Horizontal/Vertical:	Horizontal
<u>Capacity</u>		<u>Refrigerant</u>	R-22
Cooling (BTU/hr):	120,000	Design Maximum Ambient Temperature:	125°F
Heating (BTU/hr):	47,000	Min Ambient Cooling:	50°F
CFM:	3,200	Min Ambient Heating:	-25°F
Duct Size:	(2) 12 in. for Supply (1) 18 in. for Return		
<u>Replaced Item(s)</u>	N/A		
<u>Transportability</u>	Forklift Portable		
<u>Associated TAMCN(s)</u>	B0018		

**AIR CONDITIONER, MCS, VERTICAL, 50/60 OR 400 HZ, 18,000 BTU
TAMCN: B0012**



TC-254

National Stock Number/ID Number	
4120-01-325-7062	09857A

DESCRIPTION AND FUNCTION

The Air Conditioner, Marine Corps Standard (MCS), Vertical, Skid-Mounted, multi-powered input (MPI) (50/60 or 400 Hz), 1.5-Ton unit is compact, vertical, lightweight, electrically powered air conditioner. A new concept is incorporated into the unit whereby components are packaged in a ruggedized frame and cabinet to allow transport without crating. It is not intended for support of electromagnetic interference sensitive equipment. The unit provides complete environmental air conditioning including cooling, heating, ventilation, dehumidification, and filtering and has a nominal cooling capacity of 18,000 BTU and a nominal heating capacity of 12,000 BTU.

TECHNICAL DESCRIPTION**Unit**

Manufacturer: KECO
Model: F18T-MPI

Power Req.

Frequency (Hz): 50/60
Voltage/Phase: 208VAC/3-Phase
Wires: 5-Wire
Max Power Consumption: 5 kW

Capacity

Cooling (BTU/hr): 18,000
Heating (BTU/hr): 12,000
CFM: 590
Duct Size: (1) 8 in. for Supply
(1) 8 in. for Return

Dimensions

Length (in.):
Width (in.): 17.25
Height (in.): 45.78
Weight (lb): 265
Volume (ft³): 8.8
Horizontal/Vertical: Vertical

Refrigerant

R-22
Design Maximum
Ambient Temperature: 125°F
Min Ambient Cooling: 50°F
Min Ambient Heating: -25°F

Replaced Item(s)

N/A

Transportability

Forklift Portable

Associated TAMCN(s)

B2004

AIR CONDITIONER, 3-TON, 36,000 BTU/HR
TAMCN: B0014



TC-255

National Stock Number/ID Number	
4120-01-526-2397	11082A

DESCRIPTION AND FUNCTION

The Air Conditioner, 3-Ton, 36,000 BTU/hr, is a packaged system designed to operate in a portable field capacity, providing conditioned air to a shelter or van. The 3-Ton ECU is controlled with a built-in control box or remote controller and operates using 208VAC/3-Phase, 50/60 Hz power supplied by a generator or shore power via a power plug located on the ECU. The refrigerant system uses R-22 refrigerant and has a cooling capacity at 60 Hz of not less than 36,000 BTU/hr at 95°F ambient outside temperature. The heating system is furnished with a 31,000 BTU/hr resistive type heater in addition to fan heat.

TECHNICAL DESCRIPTION**Unit**

Manufacturer: Nordic Air, Inc.
 Model: GL0343ZAADWYX01

Dimensions

Depth (in.): 37
 Width (in.): 47.62
 Height (in.): 42.44
 Weight (lb): 485
 Volume (ft³): 43.25
 Horizontal/Vertical: Horizontal

Power Req.

Frequency (Hz): 60
 Voltage/Phase: 208VAC/3-Phase
 Wires: 4-Wire
 Max Power Consumption: 9.6 kW

Capacity

Cooling (BTU/hr): 36,000
 Heating (BTU/hr): 31,000
 CFM: 1,325
 Duct Size: (1) 12 in. for Supply
 (1) 12 in. for Return

Refrigerant

R-22
 Design Maximum
 Ambient Temperature: 125°F
 Min Ambient Cooling: 50°F
 Min Ambient Heating: -25°F

Replaced Item(s) B0005, B0012, B0013

Transportability Forklift Portable

Associated TAMCN(s) N/A

GENERATOR SET, DIESEL ENGINE, MODEL MEP-903A
TAMCN: B0016



TC-324

<i>National Stock Number/ID Number</i>	
6115-01-431-3062	11559A

DESCRIPTION AND FUNCTION

The Auxiliary Power Unit (APU), MEP-903A, is a self-contained, slide frame mounted, portable unit. It is equipped with controls, instruments and accessories necessary for operation. The generator set consists of a diesel engine, direct drive AC alternator, speed governing system, fuel system, 24 Vdc auxiliary cold weather starting system (23°F or below), and generator control system. The unit has redundant local and remote controls, self bleeding fuel system for vehicle or remote fuel tank interconnections. The generator set is designed to be used with the Standard Integrated Command Post System (SICPS) and the Warfighter Information Network - Tactical Shelters. Climatic condition range of -32°F to 120°F.

TECHNICAL DESCRIPTION**Generator Set**

Manufacturer:	KECO
Model:	MEP-903A
Volts:	120VAC
Frequency (Hz):	60
Speed (RPM):	3,600
Phase:	120V 1-Phase, 2-Wire; 120/ 240V 1-Phase, 3-Wire

Fuel

Fuel Capacity:	3.5 qt
Fuel Consumption:	N/A
Fuel Requirement:	Diesel/JP-8

Dimensions

Length (in.):	37.5
Width (in.):	26.25
Height (in.):	28.5
Weight (lb):	
Dry:	N/A
Wet (coolant,/POLs):	460
Volume (ft ³):	16.25

Engine

Manufacturer:	Kubota, Ltd
Model:	D722-B
Type:	4 Cycle
Cylinders:	3
Displacement:	12.88 in ³ . (0.211)
Horsepower:	116.3 @ 3,600 RPM
Compression:	19.9:1

Aural Signature

Audio Rating:	70dBA @ 7 meters
---------------	------------------

Replaced Item(s)

N/A

Transportability

SICPS & WIN -T HMMWV SHELTERS

Associated TAMCN(s)

N/A

TOOL BOX SET FOR LOADER SCOOP TYPE
TAMCN: B0017



TC-510

<i>National Stock Number/ID Number</i>	
5280-01-571-4894	11703A

DESCRIPTION AND FUNCTION

The Tool Box Set comprises supplemental tools required for the general maintenance of the Loader, Scoop Type, Model 624KR, TAMCN B0063, NSN 3805-01-549-7814. These tools are not part of any existing tool set, chest or kit in the Marine Corps' inventory.

TECHNICAL DESCRIPTION

Manufacturer: John Deere

OPERATING AND SHIPPING DATA**Operating Mode**

Weight: 23 lb
 Width: 8 in.
 Length: 24 in.
 Height: 9 in.

Shipping Mode

Weight: 24 lb
 Width: 9.5 in.
 Length: 25 in.
 Height: 10 in.

Capacity

Fuel Consumption per Hour N/A
 Lift Capacity N/A

Replaced Item(s) N/A

Transportability Can be transported on various items of equipment.

Associated TAMCN(s) B0063

INTEGRATED TRAILER-ECU-GENERATOR (ITEG)
TAMCN: B0018



TC-257

National Stock Number/ID Number	
2330-01-556-9648	11490A

DESCRIPTION AND FUNCTION

The Integrated Trailer-Environmental Control Unit (ECU), Generator (ITEG) is an integrated HMMWV-towable unit that is designed to support highly mobile command and control systems and other forward-deployed operations centers and activities that displace often and have limited access to external power sources. The generator produces 22 kW of electrical power (maximum of 9 kW for external use) and can parallel with other GET units and the MEP-805B Tactical Quiet Generator. The ECU provides complete environmental air conditioning including cooling, heating, ventilation, and filtering and has a nominal cooling capacity of 120,000 BTU and a nominal heating capacity of 47,000 BTU. The integral trailer is based on the standard M1102 trailer chassis designed with high ground clearance and run flat tires.

TECHNICAL DESCRIPTION**Unit**

Manufacturer: GDC4S
 Model: GET Spiral 1

Generator

Frequency (Hz): 60
 Voltage/Phase: 208VAC/3-Phase
 Wires: 4-Wire
 Max Power: 22 kW
 Min Export Power: 7 kW

ECU

Cooling (BTU/hr): 120,000
 Heating (BTU/hr): 47,000
 Duct Size: (2) 12 in. for Supply
 (1) 18 in. for Return

Trailer

Gross Weight Max: 4,200 lb
 Available Payload: 290 lb

Replaced Item(s)

N/A

Transportability

Towable by HMMWV

Associated TAMCN(s)

N/A

Fuel

Fuel Capacity: 19.7 gal.
 Fuel Consumption: 2.5 gph
 Fuel Requirement: Diesel/JP-8

Dimensions

Length (in.): 169.3
 Width (in.): 86.6
 Height (in.): 73.5
 Weight (lb): 3,910 (wet)
 Volume (ft³): 624

Refrigerant

R-22
 Design Ambient Temp: 131°F
 Min Ambient Cooling: 75°F
 Min Ambient Heating: -24°F

613C WATER DISTRIBUTOR
TAMCN: B0024



TC-241

National Stock Number/ID Number	
3825-01-497-0690	11243A

DESCRIPTION AND FUNCTION

The 613C Water Distributor transports and distributes a maximum of 2,525 gal. (9,558 L) of water, providing soil stabilization, dust control and compaction capabilities. The machine also provides power washing and de-icing operations when required.

TECHNICAL DESCRIPTION

Manufacturer: Caterpillar

OPERATING AND SHIPPING DATA**Operating Mode**

Weight (Empty):	33,505 lb (15,198 kg)
Width:	102 in. (259 cm)
Length:	423 in. (1,074 cm)
Height:	116 in. (296 cm)
Cube:	2,896 ft ³ (82.34 m ³)
Square Stowage:	300 ft ² (27.82 m ²)

Fuel

Fuel Consumption per Hour:	6 gal/hr
----------------------------	----------

Shipping Mode (Air Transport)

Weight:	33,985 lb (15,415 kg)
Width:	102 in. (259 cm)
Length:	423 in. (1,074 cm)
Height:	96 in. (244 cm)
Cube:	2,397 ft ³ (67.87 m ³)
Square Stowage:	300 ft ² (27.82 m ²)

Shipping Mode (OCONUS Rail)

Weight:	33,085 lb (15,007 kg)
Width:	102 in (259 cm)
Length:	425 in (1,079 cm)
Height:	99 in (251 cm)
Cube:	2,484 ft ³ (70.14 m ³)
Square Stowage:	301 ft ² (27.95 m ²)

Replaced Item(s)

N/A

Transportability

Truck, rail, internal air transport (C-130 and above), external air transport (CH-47), ship Sealift transport, roll-on roll-off ships)

Associated TAMCN(s)

N/A

TRAILER-MOUNTED HYDROSEEDER
TAMCN: B0025



TC-202

<i>National Stock Number/ID Number</i>	
3710-01-535-7449	11241A

DESCRIPTION AND FUNCTION

The T-90 Hydroseeder is a trailer-mounted machine that provides dust control on helipads, airfields, lines of communications, and base camps. Dust palliatives are loaded into the palliative tank either full strength or diluted with water. When diluted, the mixture is kept in suspension by a hydraulically powered agitator and recirculation system.

TECHNICAL DESCRIPTION

Manufacturer: Finn

OPERATING AND SHIPPING DATA**Operating Mode**

Weight:	13,250 lb (6,010 kg)
Width:	85 in. (215.9 cm)
Length:	194 in. (492.8 cm)
Height:	111 in. (282 cm)
Cube:	1,059 ft ³ (30 m ³)
Square Stowage:	114 ft ² (11 m ²)

Operating Mode (with Spray Bar)

Weight:	13,250 lb (6,010 kg)
Width:	93 in. (236 cm)
Length:	199 in. (505 cm)
Height:	111 in. (282 cm)
Cube:	1,189 ft ³ (34 m ³)
Square Stowage:	129 ft ² (12 m ²)

Shipping Mode

Weight:	5,420 lb (2,458.5 kg)
Width:	85 in. (215.9 cm)
Length:	194 in. (492.8 cm)
Height:	95 in. (241.3 cm)
Cube:	907 ft ³ (26 m ³)
Square Stowage:	114 ft ² (11 m ²)

Fuel

Fuel Consumption per Hour	6 gal/hr
---------------------------	----------

Replaced Item(s)

N/A

Transportability


Truck, rail, air (C-130 and above), ship (Sealift transport, roll-on roll-off ships)

Associated TAMCN(s)

N/A

SKID-MOUNTED HYDROSEEDER

TAMCN: B0026



TC-203

National Stock Number/ID Number	
3710-01-534-9817	11234A

DESCRIPTION AND FUNCTION

The T-120 Hydroseeder is a skid-mounted machine that provides dust control on helipads, airfields, lines of communications, and base camps. Dust palliatives are loaded into the palliative tank either full strength or diluted with water. When diluted, the mixture is kept in suspension by a hydraulically powered agitator and recirculation system.

TECHNICAL DESCRIPTION

Manufacturer: Finn

OPERATING AND SHIPPING DATA**Operating Mode**

Weight: 15,130 lb (6,862.8 kg)
 Width: 96 in. (244 cm)
 Length: 194 in. (492.8 cm)
 Height: 101 in. (256.5 cm)
 Cube: 1,088.6 ft³ (31 m³)
 Square Stowage: 129 ft² (12 m²)

Shipping Mode

Weight: 4,700 lb (2,131.9 kg)
 Width: 96 in. (244 cm)
 Length: 194 in. (492.8 cm)
 Height: 65 in. (165 cm)
 Cube: 701 ft³ (20 m³)
 Square Stowage: 129 ft² (12 m²)

Fuel

Fuel Consumption 6 gal/hr

Replaced Item(s) N/A
Transportability MTVR
Associated TAMCN(s) N/A

**MEPDIS-REPLACEMENT, POWER DISTRIBUTION BOX, INDOOR MODEL,
5 KW, GFCI PROTECTED
TAMCN: B0027**



TC-264

<i>National Stock Number/ID Number</i>	
6110-01-532-1794	11185A

DESCRIPTION AND FUNCTION

The 5 kW GFCI protected, Indoor model, Power Distribution Box is part of the Mobile Electric Power Distribution-Replacement (MEPDIS-R) system. MEPDIS-R is designed to provide electrical power distribution in a field environment. The MEPDIS-R system provides a flexible, modular, recoverable, safe power distribution capability that can be quickly emplaced and recovered for later reuse. The 5 kW Indoor Power Distribution Box provides 18 GFCI-protected single-phase 15A receptacles to power tent lighting or other equipment. It is designed to be deployed in a tent or sheltered environment.

TECHNICAL DESCRIPTION**Panel**

Manufacturer: LEX Products
 Model: DB-30NA-AQQ-S3
 Volts: 120/208
 Frequency (Hz): 60
 Phase: 1 and 3

Dimensions

Length (in.): 19
 Width (in.): 19
 Height (in.): 15
 Weight (lb): 40.3
 Volume (ft³): 2.4

Technical Data

Input: 5-Wire, 3-Phase, 30 Amp. Lamps on each phase
 IEC 309 Pin & Sleeve Commercial Male Connector
 Output: 9 Each: 3-Wire, 1-Phase, 120VAC, GFCI Covered Duplex Receptacles
 All circuit breaker protected
 Cords: 6 cord sets, 50 ft ea. 5-20 Plug to 5-15R Receptacles (4 per cord)

Replaced Item(s) Field Wiring Harness (B0608) (when used with new tent lights)

Transportability Two Handle, Man Portable

Associated TAMCN(s) N/A

**MEPDIS-REPLACEMENT, POWER DISTRIBUTION BOX,
OUTDOOR MODEL, 5 kW NON-GFCI PROTECTED
TAMCN: B0028**



TC-265

<i>National Stock Number/ID Number</i>	
6110-01-532-1821	11186A

DESCRIPTION AND FUNCTION

The 5 kW Non-GFCI protected, outdoor model Power Distribution Box is part of the Mobile Electric Power Distribution-Replacement (MEPDIS-R) system. MEPDIS-R is designed to provide electrical power distribution in a field environment. The MEPDIS-R system provides a flexible, modular, recoverable, safe power distribution capability that can be quickly emplaced and recovered for later reuse. The 5 kW Outdoor Power Distribution Box provides (6) 20A and (3) 30A single phase pin and sleeve connectors for its associated output cord sets. The output cords each provide (4) 15A receptacles to power tent lighting, conveniences, or other equipment.

TECHNICAL DESCRIPTION**Panel**

Manufacturer: LEX Products
 Model: DB-30BA-A22-S3
 Volts: 120/208
 Frequency (Hz): 60
 Phase: 1 and 3

Dimensions

Length (in.): 19
 Width (in.): 19
 Height (in.): 14
 Weight (lb): 44.1
 Volume (ft³): 2.4

Technical Data

Input: 5-Wire, 3-Phase, 30 Amp. Lamps on each phase
 IEC 309 Pin & Sleeve Commercial Male Connector

Output: 6 Each: 3-Wire, 1-Phase, 20 Amp IEC 309 Pin & Sleeve receptacle
 3 Each: 3-Wire, 1-Phase, 30 Amp IEC 309 Pin & Sleeve receptacle
 All circuit breaker protected

Cords: 6 cord sets, 50 ft ea. 20 Amp Plug, each with (4) 5-15R Receptacles
 3 cord sets, "Y" configuration, 50 ft ea. 20 Amp Plug with (2) 25 ft legs, each with (2) 5-15R Receptacles. Each cord set length is 75 ft overall

Replaced Item(s) Field Wiring Harness (B0608) (when used with new tent lights)

Transportability Two Handle, Man Portable

Associated TAMCN(s) N/A

MEPDIS-REPLACEMENT, POWER DISTRIBUTION BOX, 15 KW
TAMCN: B0029



TC-266

<i>National Stock Number/ID Number</i>	
6110-01-532-1764	11183A

DESCRIPTION AND FUNCTION

The 15 kW Power Distribution Box is part of the Mobile Electric Power Distribution-Replacement (MEPDIS-R) system. MEPDIS-R is designed to provide electrical power distribution in a field environment. The MEPDIS-R system provides a flexible, modular, recoverable, safe power distribution capability that can be quickly emplaced and recovered for later reuse. The 15 kW Power Distribution Box has two 60A input connectors to permit load paralleling and load transfer. The panel provides (4) 30A 3-Phase, (3) 20A single-phase output connectors, and a covered duplex receptacle.

TECHNICAL DESCRIPTION**Panel**

Manufacturer: LEX Products
 Model: DB-60MA-F22QS3
 Volts: 120/208
 Frequency (Hz): 60
 Phase: 1 and 3
 Manufacturer: LEX Products

Dimensions

Length (in.): 26
 Width (in.): 23
 Height (in.): 17
 Weight (lb): 81.2
 Volume (ft³): 3.1

Technical Data


Input: 2 Each: 5-Wire, 3-Phase 60 Amp. Lamps on each phase
 IEC 309 Pin & Sleeve Commercial Male Connector
 Both circuit breaker protected

Output: 4 Each: 5-Wire, 3-Phase, 30 Amp IEC 309 Pin & Sleeve receptacle
 4 Each: 3-Wire, 1-Phase, 20 Amp IEC 309 Pin & Sleeve receptacle
 1 GFCI Covered Duplex Receptacle, 120VAC, 1-Phase
 All circuit breaker protected

Replaced Item(s) 15 kW MEPDIS (B0595)

Transportability Two Handle, Man Portable

Associated TAMCN(s) N/A

MEPDIS-REPLACEMENT, POWER DISTRIBUTION BOX, 30 KW**TAMCN: B0030**

TC-267

National Stock Number/ID Number

6110-01-532-1809

11184A

DESCRIPTION AND FUNCTION

The 30 kW Power Distribution Box is part of the Mobile Electric Power Distribution-Replacement (MEPDIS-R) system. MEPDIS-R is designed to provide electrical power distribution in a field environment. The MEPDIS-R system provides a flexible, modular, recoverable, safe power distribution capability that can be quickly emplaced and recovered for later reuse. The 30 kW Power Distribution Box has two 100A input connectors to permit load paralleling and load transfer. The Power Distribution Box provides multiple output connectors to allow the connection of other Power Distribution Boxes to create a Power Distribution System.

TECHNICAL DESCRIPTION**Panel**

Manufacturer: LEX Products
 Model: DB100MA-P22QS3
 Volts: 120/208
 Frequency (Hz): 60
 Phase: 1 and 3

Dimensions

Length (in.): 36
 Width (in.): 26
 Height (in.): 19
 Weight (lb): 163.0
 Volume (ft³): 9

Technical Data

Input: 2 Each: 5-Wire, 3-Phase 100 Amp. Lamps on each phase
 IEC 309 Pin & Sleeve Commercial Male Connector
 Both circuit breaker protected

Output: 4 Each: 5-Wire, 3-Phase, 60 Amp IEC 309 Pin & Sleeve receptacle
 2 Each: 5-Wire, 3-Phase, 30 Amp IEC 309 Pin & Sleeve receptacle
 2 Each: 5-Wire, 3-Phase, 20 Amp IEC 309 Pin & Sleeve receptacle
 2 Each: 3-Wire, 1-Phase, 20 Amp IEC 309 Pin & Sleeve receptacle
 1 GFCI Covered Duplex Receptacle, 120VAC, 1-Phase
 All circuit breaker protected

Replaced Item(s)

30 kW MEPDIS (B0600)

Transportability

Four Handle, Four Person Man Portable

Associated TAMCN(s)

N/A

**MEPDIS-REPLACEMENT, POWER DISTRIBUTION BOX, 100 KW
TAMCN: B0031**



TC-268

<i>National Stock Number/ID Number</i>	
6110-01-532-1835	11182A

DESCRIPTION AND FUNCTION

The 100 kW Power Distribution Box is part of the Mobile Electric Power Distribution-Replacement (MEPDIS-R) system. MEPDIS-R is designed to provide electrical power distribution in a field environment. The MEPDIS-R system provides a flexible, modular, recoverable, safe power distribution capability that can be quickly emplaced and recovered for later reuse. The 100 kW Power Distribution Box has two sets of cam-type 5-Wire inputs to permit load paralleling and load transfer. The Power Distribution Box provides multiple output connectors to allow the connection of other Power Distribution Boxes to create a Power Distribution System.

TECHNICAL DESCRIPTION**Panel**

Manufacturer: LEX Products
 Model: DB350MA-P2WQA3
 Volts: 120/208
 Frequency (Hz): 60
 Phase: 1 and 3

Dimensions

Length (in.): 36
 Width (in.): 26
 Height (in.): 32
 Weight (lb): 279.4
 Volume (ft³): 14

Technical Data

Input: 2 Each: Cam Type 16, 5-Wire, 400 Amp. Lamps on each phase
 Both Switched

Output: 1 Each: Cam Type 16, 5-Wire, 200 Amp
 4 Each: 5-Wire, 3-Phase, 100 Amp IEC 309 Pin & Sleeve receptacle
 2 Each: 5-Wire, 3-Phase, 60 Amp IEC 309 Pin & Sleeve receptacle
 2 Each: 5-Wire, 3-Phase, 30 Amp IEC 309 Pin & Sleeve receptacle
 2 Each: 5-Wire, 3-Phase, 20 Amp IEC 309 Pin & Sleeve receptacle
 2 Each: 3-Wire, 1-Phase, 20 Amp IEC 309 Pin & Sleeve receptacle
 1 GFCI Covered Duplex Receptacle, 120VAC, 1-Phase
 All circuit breaker protected

Replaced Item(s) 100 kW MEPDIS (B0605)

Transportability Four Handle, Four Person Man Portable, Forklift Portable

Associated TAMCN(s) N/A

**MEPDIS-REPLACEMENT, POWER DISTRIBUTION BOX, 300 KW
TAMCN: B0032**



TC-269

<i>National Stock Number/ID Number</i>	
6110-01-532-1776	11187A

DESCRIPTION AND FUNCTION

The 300 kW Power Distribution Box is part of the Mobile Electric Power Distribution-Replacement (MEPDIS-R) system. MEPDIS-R is designed to provide electrical power distribution in a field environment. The MEPDIS-R system provides a flexible, modular, recoverable, safe power distribution capability that can be quickly emplaced and recovered for later reuse. The 300 kW Power Distribution Box has three sets of cam-type 5-Wire inputs to permit load paralleling and load transfer. The Power Distribution Box provides multiple output connectors to allow the connection of other Power Distribution Boxes to create a Power Distribution System.

TECHNICAL DESCRIPTION**Panel**

Manufacturer: LEX Products
 Model: DB350MA-P2WQS3
 Volts: 120/208
 Frequency (Hz): 60
 Phase: 1 and 3

Dimensions

Length (in.): 36
 Width (in.): 26
 Height (in.): 32
 Weight (lb): 320
 Volume (ft³): 17.33

Technical Data

Input: 3 Each: Cam Type 16, 5-Wire, 400 Amp. Lamps on each phase
 Both switched

Output: 2- 208Y/120 Volt, 3-Phase, 400 Amp, Cam Type 16
 2- 208Y/120 Volt, 3-Phase, 100 Amp IEC 309
 1 GFCI Covered Duplex Receptacle, 120VAC, 1-Phase
 All circuit breaker protected

Replaced Item(s) N/A

Transportability Four Handle, Four Person Man Portable, Forklift Portable

Associated TAMCN(s) N/A

GROUND EXPEDIENT REFUELING SYSTEM (GERS), MEDIUM
TAMCN: B0036



TC-212

National Stock Number/ID Number	
4930-01-533-9826	11219A

DESCRIPTION AND FUNCTION

The Ground Expedient Refueling System (GERS) provides storage, transport, and issue of fuel to ground equipment and vehicles. The medium GERS system will provide units and isolated sites with the means to extend the range and operating time of vehicles, equipment, and weapon systems.

OPERATING AND SHIPPING DATA**Capacities**

Bladders:	Four 155 gal. bladders	Bladder Weight Full:	1,238.5 lb ea.
System Fuel Capacity:	620 gal.	System Weight Empty:	937 lb
Bladder Weight Empty:	169 lb ea.	System Weight Full:	5,891 lb

Replaced Item(s) N/A

Transportability MTVR, HMMWV, LVSR

Associated TAMCN(s) B0037

GROUND EXPEDIENT REFUELING SYSTEM (GERS), SMALL
TAMCN: B0037



TC-211

<i>National Stock Number/ID Number</i>	
4930-01-533-9830	11220A

DESCRIPTION AND FUNCTION

The Ground Expedient Refueling System (GERS) provides storage, transport, and issue of fuel to ground equipment and vehicles. The small GERS system will provide units and isolated sites with the means to extend the range and operating time of vehicles, equipment, and weapon systems.

OPERATING AND SHIPPING DATA**Capacities**

Bladders:	Six 28 gal. bladders	Bladder Weight Full:	249 lb ea.
System Fuel Capacity:	168 gal.	System Weight Empty:	601 lb
Bladder Weight Empty:	56 lb ea.	System Weight Full:	1,760 lb

Replaced Item(s) N/A

Transportability MTRV, HMMWV, LVSR

Associated TAMCN(s) B0036

ALL TERRAIN CRANE (ATC)
TAMCN: B0038



TC-351

National Stock Number/ID Number	
3810-01-538-4030	11262A

DESCRIPTION AND FUNCTION

The All Terrain Crane (ATC) is a rubber tired, hydraulic boom, all terrain crane capable of lifting and swinging a maximum of 80,000 pounds. The ATC will support construction and materiel handling tasks, as well as, loading and unloading supplies and equipment. It will be used to load/unload break bulk cargo from a fixed port or pier; on and off airfield runways; and over unprepared and uneven surfaces. It will also be capable of being driven over primary and secondary highways to include sand, snow, and mud. The ATC is fielded with a set of lifting slings. The lifting capacity of these slings is 40-Ton.

OPERATING AND SHIPPING DATA

Manufacturer: Terex Crane, Inc.

Shipping Mode**Operating Mode**

Weight: 72,080 lb (32, 695 kg)

Width: 102 in. (259 cm)

Length: 450 in. (1,143 cm)

Height: 142 in. (361 cm)

Cube: 3,772 ft³ (107 m³)

Square Stowage: 317 ft² (29.4 m²)

Weight: 69,555 lb (31,550 kg)

Width: 102 in. (259 cm)

Length: 450 in. (1,143 cm)

Height: 136.9 in. (348 cm)

Cube: 3,772 ft³ (103 m³)

Square Stowage: 317 ft² (29.4 m²)

Capacity

Fuel Consumption per Hour: 9.5 gph

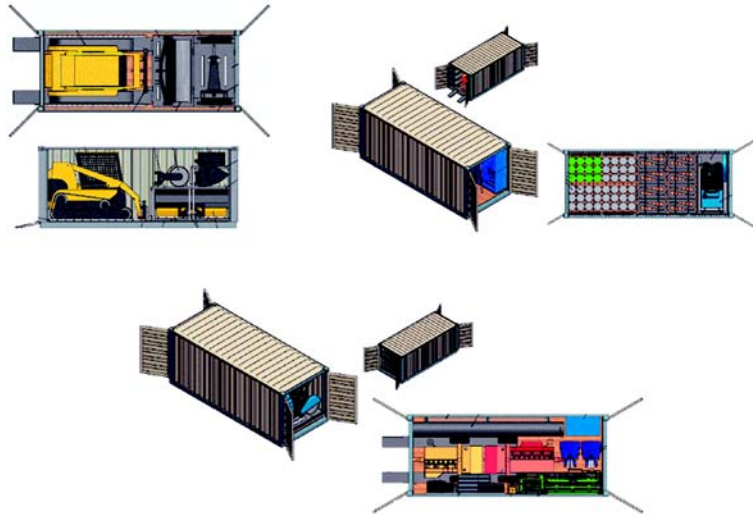
Lift Capacity: 80,000 lb

Replaced Item(s) B0443

Transportability C-17 and C-5 aircraft transport, marine vessels

Associated TAMCN(s) B0171, B0176, U0015

AIRFIELD DAMAGE REPAIR (ADR) KIT
TAMCN: B0039



TC-326

National Stock Number/ID Number	
3895-01-539-0585	11275A

DESCRIPTION AND FUNCTION

The Airfield Damage Repair (ADR) Kit provides Marine Wing Support Squadrons and Engineer Support Battalions with the capability to create usable landing surfaces by means of new construction and/or repair of existing facilities. The ADR Kit includes a Caterpillar Model 277B Multi Terrain Loader (MTL) with multiple work tool attachments, tools, and consumable supplies.

OPERATING AND SHIPPING DATA**ISO Container No. 1, 2, and 3**

Length:	20 ft (6.15 m)
Width:	8 ft (2.438 m)
Height:	8 ft 6 in. (2.591 m)

Weight (Container No. 3)

Empty:	9,500 lb (4,309 kg)
Loaded:	31,600 lb (14,334 kg)
Cube:	1,360 ft (418.5 m)

Weight (Container No. 1)

Empty:	5,900 lb (2,676 kg)
Loaded:	23,000 lb (10,433 kg)
Cube:	1,360 ft (418.5 m)

Capacity

Fuel Consumption per Hour:	3.25 gal. for MTL
----------------------------	-------------------

Weight (Container No. 2)

Empty:	6,200 lb (2,812 kg)
Loaded:	16,000 lb (7,257 kg)
Cube:	1,360 ft (418.5 m)

Replaced Item(s)

N/A

Transportability

Transported by M870 A1 & A2 Trailer. Can be moved by B0392 (RTCH)

Associated TAMCN(s)

B0040

277C MULTI-TERRAIN LOADER**TAMCN: B0040**

TC-334

National Stock Number/ID Number	
3805-01-550-0883	11284B

DESCRIPTION AND FUNCTION

The 277C MTL is a full-tracked, diesel engine driven, hydraulically operated, multi-terrain loader with a roll over/falling object protective structure. It is used for earth moving as well as general construction work.

OPERATING AND SHIPPING DATA

Manufacturer: Caterpillar

Operating Mode

Weight: 9,411 lb (4,268 kg)
 Width: 75 in. (1.9 m)
 Exterior Length w/bucket: 145 in. (3.6 m)
 Exterior Length w/o bucket: 115 in. (2.9 m)
 Exterior Height: 82 in. (2.0 m)
 Square Stowage: 76 ft² (7 m²)

Shipping Mode

Weight: 9,411 lb (4,268 kg)
 Width: 75 in. (1.9 m)
 Length w/bucket: 145 in. (3.6 m)
 Length w/o bucket: 115 in. (2.9 m)
 Height: 82 in. (2.0 m)
 Square Stowage: 76 ft² (7 m²)

Capacity

Fuel Consumption per Hour 3 gph

Replaced Item(s) N/A

Transportability Truck, Rail, Air, Marine Vessel

Associated TAMCN(s) B0039, U0017

LARGE FIELD REFRIGERATION SYSTEM (LFRS)
TAMCN: B0049



TC-500

National Stock Number/ID Number	
4130-01-562-9914	11574A

DESCRIPTION AND FUNCTION

The LFRS will comprise a 8x8x20 insulated container that meets ISO Type 1, 20 foot standards (ISO-20). The LFRS will be dual mode to refrigerate or freeze perishable items. The LFRS will support numerous customers, to include Marine Corps Field Food Service System (FFSS) and will be also support Mortuary Affairs. Exact configuration is still to be determined, but will be accomplished with a kit added to the LFRS basic unit.

TECHNICAL DESCRIPTION**Unit**

Manufacturer: SeaBox Inc
 Model: SB541.0

Dimensions

Length (in.): 20
 Width (in.): 8
 Height (in.): 8
 Weight (lb): 8,500
 Volume (ft³): 950

Power Req.

Frequency (HZ): 60
 Voltage/Phase: 208VAC/3 phase
 Wires: 4-Wire
 Max Power Consumption: 12kW

Capacity


Cooling (Btu/hr): 36,000
 CFM: N/A
 Duct Size: N/A

Refrigerant: R-404a
 Design Maximum Ambient Temperature: 135°F
 Min Ambient Cooling: -25°F

Replaced Item(s) B1645, B1710

Transportability Forklift Portable

Associated TAMCN(s) N/A

BATH SHOWER UNIT**TAMCN: B0055**

TC-008

National Stock Number/ID Number	
4510-01-163-6775	10006A

DESCRIPTION AND FUNCTION

The Field Expeditionary Bath Shower unit consists of six separate but identical and interchangeable shower modules, with interconnecting hoses, electric feed water and drain pumps, and a drain hose. The M-80 Water Heater supplied with the unit is a self-contained, oil-fired boiler capable of providing 120°F water at 18-GPM. Each module consists of a fiberglass base, a top frame, six vertical supports, a cover, and two-shower heads. The individual modules can be connected together in any quantity desired.

OPERATING AND SHIPPING DATA**Operating Mode**

Weight:	1,000 lb (453 kg)
Width:	72 in. (183 cm)
Length:	216 in. (549 cm)
Height:	72 in. (183 cm)
Cube:	Varies
Square Stowage:	Varies

Shipping Mode

Weight:	1,000 lb (453 kg)
Width:	36 in. (91 cm)
Length:	72 in. (183 cm)
Height:	72 in. (183 cm)
Cube:	108 ft ³ (3.05 m ³)
Square Stowage:	18 ft ² (1.67 m ²)

Replaced Item(s) N/A**Transportability** N/A**Associated TAMCN(s)** B2130

JOINT ASSAULT BRIDGE (JAB)**TAMCN: B0057**

TC-232

National Stock Number/ID Number

5420-01-545-7365

11374A

DESCRIPTION AND FUNCTION

The Joint Assault Bridge (JAB) is a full-tracked armored engineer vehicle designed to improve the mobility, maintainability, and survivability of the Marine Air Ground Task Force (MAGTF) and Army Mobility Augmentation Company (MAC) providing the rapid assault bridging of wet and dry gaps and complex obstacles, up to 60 ft (18.29 m) in length.

The JAB consists of an M1A1 Abrams Main Battle Tank using an A2 suspension, a hybrid bridge launching mechanism, the modified BR90 Bridge Launcher, mounted on the M1A1 hull, a newly designed High Pressure Hydraulic System (HPHS) and the existing MLC-70 AVLB Scissors Bridge. Additional GFE includes the AN/VRC-103 Radio System, Defense Advanced GPS Receiver (DAGR), AN/VIC-3 Intercommunications Suite, Embedded Diagnostics system and Smoke Grenade Launcher. The USMC variant will include a JAB Dozer Blade.

OPERATING AND SHIPPING DATA**Operating Mode**

Weight:	70-Ton*
Width:	161.6*
Length:	491.4*
Height:	152.2*
Cube:	3010*
Square Stowage:	3010*

Shipping Mode

Weight:	55.6-Ton*
Width:	150.2*
Length:	427.86*
Height:	131.2*
Cube:	4,599*
Square Stowage:	4,600*

Capacity

Fuel Consumption per Hour:	44.2 gph
----------------------------	----------

* Data will be verified at DT2.

Replaced Item(s)


Potential to replace AVLB

Transportability

The JAB is required to be shipped by land (tractor trailer, rail), sea (ships (Navy and Sealift), LCAC and lighters) and air. The following ships LHA 1, LHD 1, LPD 4 and 7, LPD 17, LSD 41, and LSD 49 classes, LMSRs, RO/RO, LCUs, LCACs and lighters used for LOTS. Based on MIL-STD-1366 Table 25 the C-5 and C-17 would be the potential aircraft for transport.

Associated TAMCN(s)

TAMCN E01497B, TAMCN E08927M, E08907M, TAMCN A01267GA

MEDIUM CRAWLER TRACTOR (MCT)**TAMCN: B0060**

TC-315

National Stock Number/ID Number

2320-01-558-5671

11503A

DESCRIPTION AND FUNCTION

The Medium Crawler Tractor (MCT) is a diesel-engine driven, COTS, militarized crawler type, medium-drawbar pull tractor. The tractor is equipped with Roll Over Protection Structure (ROPS) and Falling Objects Protective Structure (FOPS), hydraulically powered semi-U (straight) type blade with a minimum drawbar pull of 35,000 pounds. The tractor is equipped with all components necessary to enable the tractor to function the following attachments: a 3-shank ripper or a rear-mounted winch and drawbar/towing coupler.

TECHNICAL DESCRIPTION

Manufacturer: John Deere

Model: 850JR

OPERATING AND SHIPPING DATA**Operating Mode**

Length (w/o Attachments):	218.6 in.
w/Ripper	258.3 in.
w/Winch	236 in.
Width (Blade):	140 in.
Reduced Width (Blade Removed)	104 in.
Maximum Height:	131 in.
GVW (w/o Attachments)	45,420 lb
w/Ripper	50,480 lb
w/Winch	48,960 lb
w/Armored Cab	
w/o Attachments	51,160 lb
w/Ripper	56,220 lb
w/Winch	54,700 lb

Shipping Dimensions

Length:	219 in.
Width:	102 in.
Height:	141 in.
Square Stowage:	322 sq ft
Cube Stowage:	3,795 cu ft
Weight:	69,800 lb

Capacity

Fuel Consumption per Hour: 7 gph

Replaced Item(s) B2462

Transportability Truck, Rail, Air C141 and Larger, RO/RO ships with Blade = 140 in
 Truck, Rail, Air C141 and Larger, RO/RO ships with no Blade = 104 in

Associated TAMCN(s) B0079, B0081, U0013, B0085

COOLING AND REFRIGERATION EXPEDITIONARY KIT (CREK)
TAMCN: B0061



TC-501

<i>National Stock Number/ID Number</i>	
4120-01-558-5664	11502A

DESCRIPTION AND FUNCTION

The CREK consists of four transport cases comprised of hand tools, cylinders, fluxes, solder, brazing alloys and equipment for testing and repairing the family of ECUs and field refrigeration systems. The kit also includes equipment for charging, purging and testing refrigerant in a hermetically sealed refrigerating unit. Some tools require 120/240VAC, 50/60HZ.

TECHNICAL DESCRIPTION**Unit**

Manufacturer: Wright Tools
 Model: W270001

Dimensions

Case 1 is 22.50"x22.43"x21.25" / weighs 83 lb
 Case 2 is 31.50"x22.87"x19" / weighs 104 lb
 Case 3 is 31.50"x22.87"x19" / weighs 107 lb
 Case 4 is 24.81"x19.37"x13.87" / weighs 63 lb

Power Req.

Frequency (Hz) 50/60
 Voltage/Phase 120/240VAC/1 Phase

Replaced Item(s)

B2280, B2290, B1713

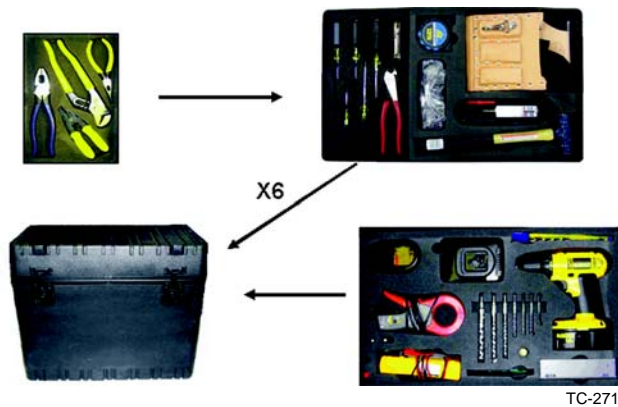
Transportability

Man Portable

Associated TAMCN(s)

N/A

LINEMAN'S TOOL KIT
TAMCN: B0062



National Stock Number/ID Number	
5180-01-550-0145	11509A

DESCRIPTION AND FUNCTION

The Tool Kit, Lineman's is a standardized lineman's basic tool kit that provides a wide range of necessary tools for the basic electrician. The Tool Kit, Lineman's will enable Marines at the organizational level in Military Occupational Specialty (MOS) 1141, to install, operate and maintain heating equipment, mobile electric power generating sources, electrical distributions systems and repair of telephone/telegraph wire. The tools in the Tool Kit, Lineman's are warranted for life and are configuration-controlled.

TECHNICAL DESCRIPTION**Panel**

Manufacturer: Black & Company Management INC.
 Model: TK 1141

Dimensions

Length (in.): 27.2 in.
 Width (in.): 16 in.
 Height (in.): 22.5 in.
 Square Stowage: 3 sq ft
 Cube Stowage: 5.63 cu ft
 Weight (lb): 55 lb

Replaced Item(s) B2240 Tool Kit, Lineman's Electrician
Transportability Two Handle, Two Person, Man Portable
Associated TAMCN(s) N/A

TRACTOR, RUBBER-TIRED, ARTICULATED STEERING, MULTI-PURPOSE (TRAM)
TAMCN: B0063



TC-306

National Stock Number/ID Number	
3805-01-549-7814	11412A

DESCRIPTION AND FUNCTION

The Multi-Purpose Tractor is a diesel-powered, four-wheel drive, rubber-tired, articulated steering tractor. The TRAM is designed for shoveling, hoisting, and discharging bulk materials such as earth, aggregate, and snow.

TECHNICAL DESCRIPTION

Manufacturer: John Deere

Fuel Consumption per hour: 8 gph

OPERATING AND SHIPPING DATA**Operating Mode**

Weight: 37,449 lb (16,986 kg)
 Width (with Bucket): 108 in. (274 cm)
 Length (with Fork): 339 in. (861 cm)
 Height: 132 in. (335 cm)
 Cube: 2,797 ft³ (79 m³)
 Square Stowage: 253 ft² (23 m²)

Shipping Mode

Weight: 37,449 lb (16,986 kg)
 Width (w/out Bucket or Fork): 104 in. (264 cm)
 Length (w/out Bucket or Fork): 258 in. (655 cm)
 Height: 132 in. (335 cm)
 Cube: 2,050 ft³ (58 m³)
 Square Stowage: 185 ft² (17 m²)

Replaced Item(s) B2567, JD644 TRAM

Transportability Truck, rail, air (C141 or larger) sea (roll-on roll-off ships)

Associated TAMCN(s) U0014, B0017

FORKLIFT ATTACHMENT
TAMCN: Not TAMCN Controlled



TC-042

National Stock Number/ID Number	
3830-01-482-8569	09146C

DESCRIPTION AND FUNCTION

The Forklift Attachment is for lifting and positioning various types of loads weighing up to 10,000 pounds. It is used on the Tractor, Rubber-Tired, Articulated Steering, Multi-Purpose (TRAM) TAMCN B2567 and B0063.

OPERATING AND SHIPPING DATA**Operating Mode**

Weight:	3,260 lb (1,479 kg)
Width:	78.8 in. (200 cm)
Length:	88.5 in. (225 cm)
Height:	62.5 in. (159 cm)
Cube:	252.9 ft ³ (7.16 m ³)
Square Stowage:	48.4 ft ² (4.5 m ²)

Shipping Mode

Weight:	3,260 lb (1,479 kg)
Width:	78.8 in. (200 cm)
Length:	88.5 in. (225 cm)
Height:	62.5 in. (159 cm)
Cube:	252.9 ft ³ (7.16 m ³)
Square Stowage:	48.4 ft ² (4.5 m ²)

Replaced Item(s) N/A

Transportability N/A

Associated TAMCN(s) B2567, B0063

MULTI-PURPOSE BUCKET
TAMCN: Not TAMCN Controlled



TC-013

National Stock Number/ID Number	
3830-01-482-8567	09149C

DESCRIPTION AND FUNCTION

The Multi-Purpose Bucket, 4-in-1, 2 1/2 yd (2.29 m) is used as a front end scoop bucket for picking up various types of fill material and loading the same into fill haulers. The Bucket, is used on the Tractor, Rubber-Tired, Articulated Steering, Multi-Purpose (TRAM) TAMCN B2567 and B0063.

OPERATING AND SHIPPING DATA

Manufacturer: ACS Industries

Operating/Shipping Mode**Capacity**

Weight: 3,400 lb (1,542 kg)

Fuel Consumption per Hour: N/A

Width: 108 in. (274 cm)

Length: 52 in. (132 cm)

Height: 48 in. (122 cm)

Cube: 156.1 ft³ (4.42 m³)

Square Stowage: 39 ft² (3.62 m²)

Replaced Item(s) N/A

Transportability Can be transported on an MTRV

Associated TAMCN(s) B2567, B0063

CONTAINERIZED BATCH LAUNDRY (CBL) UNIT**TAMCN: B0066**

TC-327

National Stock Number/ID Number	
3510-01-549-8384	B00667B

DESCRIPTION AND FUNCTION

The Containerized Batch Laundry (CBL) is a 100K Generator powered COTS Laundry item configured into a standard 8 x 8 x 20 foot ISO Container and consists of two individual 55 pound washers, two industrial 75 pound dryers, and a 30 GPM supply pump. Ancillary equipment required for the operation of the CBL will be stored and shipped in a TRICON from the manufacturer with each initial issue CBL.

OPERATING AND SHIPPING DATA**Shipping Mode**

(CBL) Weight:	11,600 lb (5,262 kg)	Height:	8 ft (20.32 m)
Width:	8 ft (20.32 m)	Cube:	0.740 ft ³ (0.021 m ³)
Length:	20 ft (50.80 m)	Square Stowage:	1.104 ft ² (0.102 m ²)

TRICON Physical Characteristics**Empty Configuration****Storage Shipping Configuration**

Length	96 in.	96 in.
Width	77.5 in.	77.5 in.
Height	96 in.	96 in.
Weight	2,845 lb	4,120 lb
Stowage	413.33 cu ft	413.33 cu ft

Replaced Item(s)

CBL will replace at attrition B12267B, the Field Laundry Unit, Bare Base, on a one for two basis

Transportability

Truck, rail, air, ship (Sealift transport, roll-on roll-off ships)

Associated TAMCN(s)

B1045, B2130

CLIMBER'S SET, TREE, AND POLE
TAMCN: B0069



TC-321

<i>National Stock Number/ID Number</i>	
5180-01-550-8373	11418A

DESCRIPTION AND FUNCTION

The Climber's Set, Tree and Pole, Model TK-1141/C, provides climbing equipment which allows the Line-man to ascend poles or trees and secure himself without the aid of a ladder. This permits freedom of the hands while working aloft. The set also contains tools for hoisting needed items from ground level, as well as required personal protective equipment. The set consists of a case, three trays of equipment, and equipment stored in the bottom of the case. Trays are numbered 1 through 3 starting with the top tray.

TECHNICAL DESCRIPTION**Panel**

Manufacturer: Black & Company Management Inc.
 Model: TK 1141/C

Dimensions

Length (in.): 45 in.
 Width (in.): 24-1/2 in.
 Height (in.): 24-1/2 in.
 Square Stowage: 8 sq ft
 Cube Stowage: 16-1/2 cu ft
 Weight (lb): 175 lb

Replaced Item(s) B2240

Transportability Two Handle, Two Person, Man Portable

Associated TAMCN(s) N/A

LIGHTWEIGHT WATER PURIFICATION SYSTEM (LWPS)**TAMCN: B0071**

TC-502

National Stock Number/ID Number	
TBD	TBD

DESCRIPTION AND FUNCTION

The Lightweight Water Purification System (LWPS) is a lightweight, modular, highly transportable, self-contained water purification system consisting of four functional components: 1) Raw Water, 2) Pre-filtration, 3) Reverse Osmosis, and 4) Product Water. It also provides four optional extended capability modules: 1) Ocean Intake Structure System 2) Nuclear, Biological, Chemical (NBC) Water Treatment System, 3) Cold Weather, and 4) NBC Survivability.

OPERATING AND SHIPPING DATA**Operating Mode**

Weight:	TBD
Width:	TBD
Length:	TBD
Height:	TBD
Cube:	TBD
Square Stowage:	TBD

Shipping Mode

Weight:	TBD
Width:	TBD
Length:	TBD
Height:	TBD
Cube:	TBD
Square Stowage:	TBD

Replaced Item(s) B2628

Transportability Truck, rail, air, ship (Sealift transport, roll-on roll-off ships)

Associated TAMCN(s) N/A

AIR CONDITIONER, 0.75-TON, 9,000 BTU/HR, 60 HZ
TAMCN: B0074



TC-256

National Stock Number/ID Number	
4120-01-552-5223	11453A

DESCRIPTION AND FUNCTION

The 9,000 BTU ECU will provide a replacement for the current 9,000 BTU Shelter Mounted Air Conditioner and be capable of providing complete environmental control, to include cooling, heating, dehumidification, ventilation, and filtering for various types of portable military shelters or tactical vehicles. The 9K address a specialized need that certain units in the Marine Corp have for a highly mobile power and environmental control source.

TECHNICAL DESCRIPTION**Unit**

Manufacturer: NordicAir, Inc.
 Model: GSQ343ZABNWOGO

Dimensions

Length (in.): 26.8 in.
 Width (in.): 23.8 in.
 Height (in.): 16.1 in.
 Weight (lb): 187 lb
 Volume (ft³): 5.9 ft
 Min opening size: 16.25 in. (H) x 24 in. (W)
 Length (in.): 26.8 in.

Power Req.

Frequency (Hz): 60
 Voltage/Phase: 110-130VAC/1-Phase
 Wires: 3-Wire
 Max Power Consumption: 2.5 kW

Capability

Vertical/Horizontal Horizontal

Capacity

Cooling (BTU/hr): 9,000
 Heating (BTU/hr): 4,300
 CFM: 370
 Duct Size: N/A

Refrigerant

R-22
 Design Maximum Ambient Temperature: 135°F
 Min Ambient Cooling: 45°F
 Min Ambient Heating: -25°F

Replaced Item(s)

B0001, Power Cable: #12 AWG cable with 3-prong NEMA 5-20P plug

Transportability

Transported with supported shelter/man portable

Associated TAMCN(s)

N/A

SMALL FIELD REFRIGERATION SYSTEM (SFRS)
TAMCN: B0075



TC-503

National Stock Number/ID Number	
4130-01-565-7655	11609A

DESCRIPTION AND FUNCTION

The SFRS will be comprised of an 8'x8'x6.5' (TRICON container) insulated container that can be interlocked to meet ISO standards. The SFRS will be dual mode to refrigerate or freeze perishable items. SFRS will support numerous customers, to include Marine Corps Field Food Service System (FFSS).

TECHNICAL DESCRIPTION**Unit**

Manufacturer: Sea Box Inc.
 Model: SB531.0

Dimensions

Length (in.): 77.5
 Width (in.): 96
 Height (in.): 72
 Weight (lb): 3,360
 Volume (ft³): 282

Power Req.

Frequency (Hz): 50/60
 Voltage/Phase: 208 VAC
 3 phase
 Wires: 4 wire
 Max Power: 2.5 kW
 Consumption:

Capacity

Cooling (BTU/hr): 5,000
 Heating (BTU/hr): N/A
 CFM: N/A
 Duct Size: N/A

Refrigerant: R-134a
 Design Maximum
 Ambient Temperature: 135°F
 Min Ambient Cooling: -25°F

Replaced Item(s) B1645, B1710

Transportability Forklift Portable

Associated TAMCN(s) N/A

MULTI-TERRAIN LOADED WORK TOOL
TAMCN: B0076



TC-335

National Stock Number/ID Number	
3805-01-553-4073	11470A

DESCRIPTION AND FUNCTION

The Multi-Terrain Loader Work Tool Carrier consists of two stackable storage units that allow for the storage and transportation of the attachments that are associated to the Multi-Terrain Loader, TAMCN B0040.

OPERATING AND SHIPPING DATA**Shipping Mode****UNIT 1 (Taller Section)**

Weight:	3,240 lb (1,470 kg)
Width:	96 in. (8 ft)
Length:	158 in. (13.17 ft)
Height:	51 in. (4.25 ft)
Cube:	447.67 ft ³
Square Stowage:	105.33 ft ²

**Both (Shorter on Top of
Taller Section)**

Weight:	6,460 lb (2,930 kg)
Width:	96 in. (8 ft)
Length:	158 in. (13.17 ft)
Height:	93 in. (7.75 ft)
Cube:	816.54 ft ³
Square Stowage:	105.33 ft ²

UNIT 2 (Shorter Section)

Weight:	3,220 lb (1,461 kg)
Width:	96 in. (8 ft)
Length:	158 in. (13.17 ft)
Height:	42 in. (3.5 ft)
Cube:	368.76 ft ³
Square Stowage:	105.33 ft ²

Replaced Item(s)

N/A


Transportability

MTVR

Associated TAMCN(s)

B0040 (MTL 277C)

GENERATOR SET, DIESEL ENGINE, MODEL MEP-802A
TAMCN: B0077



TC-322

National Stock Number/ID Number	
6115-01-274-7387	09292A

DESCRIPTION AND FUNCTION

The 5 kW Generator Set, MEP-802A, is a self contained, skid mounted, portable unit. It is equipped with controls, instruments and accessories necessary for operation. The generator set consists of a diesel engine, brushless generator, excitation system, speed governing system, fuel system, 24 Vdc starting system, control system and fault system. The generator set is designed to be used with any equipment requiring a small source of A/C power and operates in a "Hot and Basic" climatic condition range of -25°F to 120°F.

TECHNICAL DESCRIPTION**Generator Set**

Manufacturer: Fermont
 Model: MEP-802A
 Volts: 120/208/240
 Frequency (Hz): 60
 Speed (RPM): 1,800
 Phase: 1 and 3

Engine

Manufacturer: Onan
 Model: DN2M
 Type: 2 Cycle
 Cylinders: 2
 Displacement: 57 in.³ (0.9 L)
 Horsepower: 111.0 @ 1,800 RPM
 Compression: 18.5:1

Fuel

Fuel Capacity: 5 gal.
 Fuel Consumption: .57 gph
 Fuel Requirement: Diesel/JP-8

Dimensions

Length (in.): 50.4
 Width (in.): 31.8
 Height (in.): 36.2
 Weight (lb):
 Dry: 800
 Wet (coolant,/POLs): 888
 Volume (ft³): 34

Aural Signature

Audio Rating: 70dBA @ 7 meters

Replaced Item(s)

N/A

Transportability

LTT-MCC Trailer

Associated TAMCN(s)

N/A

120M MOTORIZED ROAD GRADER
TAMCN: B0078



TC-511

National Stock Number/ID Number	
3805-01-566-0558	11621A

DESCRIPTION AND FUNCTION

The 120M Motorized Road Grader is a self-propelled grading machine powered by a diesel engine. It has rubber tires, six-wheel drive, and an articulated frame with front-wheel steer design. It is equipped with a 12' blade with a minimum shoulder reach of 6' outside the wheels and has a minimum lift above ground of 16". It is reconfigurable to accept an armored cab. The advanced joystick control system replaces the traditional array of levers and steering wheel, which greatly simplifies motor grader operation by placing total machine, drawbar, and moldboard control into both of the operator's hands. Applications of the 120M include grading coarse and fine soil, creating low and high bank slopes, flat and V-ditches, scarifying, removing snow, and building and maintaining roads and airfields.

OPERATING AND SHIPPING DATA**Operating Mode**

Weight:	37,000 lb
With Armor	44,000 lb
Width:	105 in.
Length:	352 in.
Height:	129 in.
Cube:	2,759.2 ft ³
Square Stowage:	256.7 ft ²

Manufacturer Caterpillar

Shipping Mode

Weight with split cab removed:	37,000 lb
Weight with split cab removed and armor cab installed:	43,000 lb
Width:	105 in.
Length:	352 in.
Height with split cab removed:	102 in.
Cube:	2,181.7 ft ³
Square Stowage:	256.7 ft ²

Capacity

Fuel Consumption per Hour:	4 gallons
Lift Capacity:	N/A

Replaced Item(s) B1082

Transportability C-5 and C-17 aircraft

Associated TAMCN(s) N/A

**RIPPER ATTACHMENT, 3-SHANK, REAR MTG F/TRACTOR
TAMCN: B0079**



TC-317

National Stock Number/ID Number	
3830-01-562-6715	11569A

DESCRIPTION AND FUNCTION

The Ripper Attachment, 3-Shank, Rear Mounting is mounted on the Medium Crawler Tractor (B0060) and is used to break up hard materials too compacted to be cut by the blades of tractors, graders, or scrapers. It is not normally used for breaking concrete or large tree roots.

TECHNICAL DESCRIPTION**Panel**

Manufacturer: GR Manufacturing
Model: AT352525

Dimensions

Length (in.): 64
Width (in.): 95
Height (in.): 62
Square Stowage: 42 ft²
Cube Stowage: 217 ft³
Weight (lb): 44.80

Replaced Item(s) B1775

Transportability N/A

Associated TAMCN(s) B0060

WINCH ATTACHMENT, SINGLE DRUM
TAMCN: B0081



TC-316

National Stock Number/ID Number	
3830-01-562-6695	11570A

DESCRIPTION AND FUNCTION

The Winch, Attachment, Single Drum is a hydraulically powered winch. It is mounted on the Medium Crawler Tractor (TAMCN B0060). The winch is used for towing, loading, recovery, and self-recovery operations.

TECHNICAL DESCRIPTION**Panel**

Manufacturer: Allied Systems
Company Inc.

Model: AT354444

Dimensions

Length (in.): 46

Width (in.): 46

Height (in.): 53

Square Stowage: 14.7 ft²

Cube Stowage: 64.9 ft³

Weight (lb): 2,925

Replaced Item(s) B2705

Transportability N/A

Associated TAMCN(s) B0060

**GENERATOR SET, DIESEL ENGINE, MODEL MEP-809A
TAMCN: B0083**



TC-323

National Stock Number/ID Number	
6115-01-296-1462	11598A

DESCRIPTION AND FUNCTION

The 200 kW Generator Set, MEP-809A, 50/60 Hz is a self-contained, skid mounted, portable unit. It is equipped with controls, instruments and accessories necessary for operation as a single unit or in parallel with another unit of the same class and mode. The generator set consists of a diesel engine, brushless generator, excitation system, speed governing system, fuel system, 24 Vdc starting system, control system and fault system, and Electronic Modular Control Panel (EMCP). This generator set is designed to be used with any equipment requiring a large source of A/C power and operates in a "Hot and Basic" climatic condition range of -25°F to 120°F. This generator set is portable and requires forklift support.

TECHNICAL DESCRIPTION**Generator Set**

Manufacturer: Fermont
 Model: MEP-809A
 Volts: 120/208/240/416
 Frequency (Hz): 50/60
 Speed (RPM): 1,500/1,800
 Phase: 3

Engine

Manufacturer: Caterpillar
 Model: C12
 Type: 4 Cycle
 Cylinders: 6
 Displacement: 732 in.³ (12.0L)
 Horsepower: 395 @ 1,800 RPM
 Compression: 18.5:1

Replaced Item(s)

N/A

Transportability

LVSR/MTVR

Associated TAMCN(s)

N/A

Fuel

Fuel Capacity: 128 gal.
 Fuel Consumption: 16 gph
 Fuel Requirement: Diesel/JP-8

Dimensions

Length (in.): 114
 Width (in.): 50
 Height (in.): 75
 Weight (lb):
 Dry: 8,200
 Wet (coolant,/POLs): 9,300
 Volume (ft³): 34

Aural Signature

Audio Rating: 70dBA @ 7 meters

BRIDGE ERECTION BOAT (BEB)
TAMCN: B0114



TC-336

National Stock Number/ID Number	
1940-01-526-7164	10020C

DESCRIPTION AND FUNCTION

The Bridge Erection Boat (BEB) is an aluminum-hulled, twin-diesel, twin jet workboat, which supports bridging operations. The BEB is designed to provide propulsion and maneuvering thrust to the Standard Ribbon Bridge (SRB) and Improved Ribbon Bridge (IRB). The BEB can be transported, launched, and retrieved with an improved boat cradle (IBC) or BEB launcher.

OPERATING AND SHIPPING DATA**Operating Mode**

Weight:	10,000 lb (no fuel)
Width:	98.0 in. (248.92 cm)
Length:	315.0 in. (800.1 cm)
Height:	184.0 in. (467.36 cm) (with mast up)
Cube:	3,287 ft ³ (381.3 m ³)
Square Stowage:	215 ft ² (65.5 m ²)

Shipping Mode

Weight:	10,000 lb
Width:	98.0 in. (249 cm)
Length:	315.0 in. (800.1 cm)
Height:	103.0 in. (261.62 cm) (with mast down, cabin on, measured to top of cabin spotlight)
Cube:	1,251 ft ³ (381.30 m ³)
Square Stowage:	215 ft ² (65.5 m ²)

Capacity

Fuel Consumption per Hour:	9 gph
Lift Capacity:	4,400 lb

Manufacturer

Aluminum Chambered
Boats, Inc.

Replaced Item(s)

Bridge Erection Boat MK 2

Transportability

Improved Boat Cradle or BEB Launcher. MK18 LVS rear body unit

Associated TAMCN(s)

IRB - B0155; Rafting Set: B1625

BRIDGE ERECTION BOAT MKII TACTICAL TRAILER
TAMCN: B0115



TC-337

<i>National Stock Number/ID Number</i>	
1940-01-527-9596	11104A

DESCRIPTION AND FUNCTION

The Bridge Erection Boat MKII Tactical Trailer is a 3-axle 15,000 pound GVW rated trailer designed to support and transport the MKIII Bridge Erection Boat (BEB) (TAMCN: B01147B).

OPERATING AND SHIPPING DATA

Operating Mode

Weight: 3,000 lb
 Width: 109 in. (276.9 cm)
 Length: 372 in. (944.9 cm)
 Height: 18 in. (45.7 cm)
 Cube: 423 ft³ (128.9 m³)
 Square Stowage: 281 ft² (85.6 m²)

Shipping Mode

Weight: 3,000 lb
 Width: 109 in. (276.9 cm)
 Length: 372 in. (944.9 cm)
 Height: 18 in. (45.7 cm)
 Cube: 423 ft³ (128.9 m³)
 Square Stowage: 281 ft² (85.6 m²)

Capacity

Fuel Consumption per Hour: N/A
 Lift Capacity: 10,000 lb

Manufacturer

Boat Masters, Inc.

Replaced Item(s)

BEB MK II Tactical Trailer


Transportability

Medium Tactical Vehicle Replacement (MTVR)

Associated TAMCN(s)

B01147B - BEB

BRIDGE ERECTION SET
TAMCN: B0120



TC-010

<i>National Stock Number/ID Number</i>	
5420-00-172-3519	108675A

DESCRIPTION AND FUNCTION

The Bridge Erection set contains those components necessary to erect the single story and double story Medium Girder Bridge (MGB) (TAMCN B0152, pg. 2-50).

OPERATING AND SHIPPING DATA**Operating Mode**

Weight:	Varies
Width:	Varies
Length:	Varies
Height:	Varies
Cube:	Varies
Square Stowage:	Varies

Shipping Mode

Weight:	5,960 lb (2,703 kg)
Width:	81 in. (206 cm)
Length:	171 in. (434 cm)
Height:	91 in. (231 cm)
Cube:	729.4 ft ³ (20.65 m ³)
Square Stowage:	96.2 ft ² (8.9 m ²)

Replaced Item(s) N/A

Transportability N/A

Associated TAMCN(s) N/A

MEDIUM GIRDER BRIDGE (MGB)**TAMCN: B0152**

TC-338

National Stock Number/ID Number	
5420-00-172-3520	08676A

DESCRIPTION AND FUNCTION

The Medium Girder Bridge (MGB) is a deck-type, two-girder bridge system providing a 4-meter wide roadway to span wet or dry gaps. The MGB is a lightweight, bridging system quickly erected by hand in various configurations and lengths with minimum site preparation. Bridges up to Military Load Class (MLC) 70 (tracked) or 100 (wheeled) can be constructed and dismantled quickly by trained Marine Corps Engineer units to keep pace with operations.

OPERATING AND SHIPPING DATA**Operating Mode**

Weight:	Varies
Width:	Varies
Length:	Varies
Height:	Varies
Cube:	Varies
Square Stowage:	Varies

Shipping Mode

Weight:	63,719 lb (28,902 kg)
Width:	96 in. (244 cm)
Length:	96 in. (244 cm)
Height:	240 in. (610 cm)
Cube:	1,280 ft ³ (36.25 m ³)
Square Stowage:	64 ft ² (5.95 m ²)

ManufacturerWilliams Fairey
England Limited**Capacity**

Fuel Consumption per Hour:	N/A
Lift Capacity:	varies (see chart)

Replaced Item(s)

LVS Mk48/18

Transportability

LVS Mk48/18

Associated TAMCN(s)

The MGB System is comprised of three separate Tables of Authorized Materiel Control Numbers (TAMCNs); The Medium Girder Bridge (B0152), the Bridge Erection Set (B0120), and the Link Reinforcement Set (B1720)

**BRIDGE, FLOATING, IRB 80T, 100T RAFTING SET, RIBBON BRIDGE,
CONSTRUCTION OUTFIT RAMP BAY AND INTERIOR BAY DATA
TAMCN: B0155**



TC-339

National Stock Number/ID Number	
5420-01-550-5433	11518A

DESCRIPTION AND FUNCTION

The IRB, B0155, is a floating wet gap bridge system capable of carrying a Military Load Class (MLC) 80/100-Ton vehicle in stream currents of 10 fps (5.9 mph). The IRB consists of 12 interior and 5 ramp bays and is capable of breaking down into two MLC 80/100-Ton vehicle rafting sets. The Rafting Set, B1625, utilized as a ferry, is the preferred method of conducting wet gap crossings. The Rafting Set consists of 5 interior bays and 2 ramp bays.

OPERATING AND SHIPPING DATA FOR RAMP BAY AND INTERIOR BAY**Ramp Bay Operating Mode**

Weight: 14,000 lb (6,350 kg)
 Width: 28 ft 3 in. (8.6 m)
 Length: 22 ft 4 in. (6.8 m)
 Height: 4 ft 1 in. (1.2 m)
 Cube: 806.6 ft³ (22.8 m³)
 Square Stowage: 487.58 ft² (45.30 m²)

Ramp Bay Shipping Mode

Weight: 14,000 lb (6,350 kg)
 Width: 10 ft 5 in. (3.2 m)
 Length: 22 ft 4 in. (6.8 m)
 Height: 7 ft 7 in. (2.3 m)

Interior Bay Operating Mode

Weight: 14,000 lb (6,350 kg)
 Width: 28 ft 2 in. (8.6 m)
 Length: 22 ft 7 in. (6.9 m)
 Height: 4 ft 5 in. (1.3 m)
 Cube: 1412.6 ft³ (40.00 m³)
 Square Stowage: 640 ft² (59.46 m²)

Interior Bay Shipping Mode

Weight: 14,000 lb (6,350 kg)
 Width: 10 ft 10 in. (3.3 m)
 Length: 22 ft 7 in. (6.9 m)
 Height: 7 ft 8 in. (2.3 m)

Manufacturer

General Dynamics
 Santa Barbara Systems

Capacity

Fuel Consumption per Hour: N/A
 Lift Capacity: 80-Ton of tracked vehicles or
 100-Ton of wheeled vehicles
 per raft set.

Replaced Item(s)

Standard Ribbon Bridge

Transportability

LVSF MK18, LVSF MK18A1, LVSF

Associated TAMCN(s)

B0114 Bridge Erection Boat Mark III

ASSAULT BREACHER VEHICLE (ABV)
TAMCN: B01607B



TC-333

<i>National Stock Number/ID Number</i>	
2350-01-511-7783	10984A

DESCRIPTION AND FUNCTION

The Assault Breacher Vehicle (ABV) is based on the M1A1 chassis. Integrated subsystems include an armored turret, Full-Width Mine Plow (FWMP), Combat Dozer Blade (CDB), Linear Demolition Charge System (LDCS), Lane Marking System (LMS), Integrated Vision System (IVS), Thermal Weapon Sight (TWS), Vehicle Intercommunication Set (AN/VIC-3), AN/VRC-103 Radio System, Embedded Diagnostics (ED) System, Defense Advanced Global Positioning System (GPS) Receiver (DAGR), and a Weapon Platform Station (WPS). The inclusion of the Rapid Ordnance Removal System (RORS) and the Surface Mine Plow (SMP) as part of the Front End Equipment (FEE) will be addressed at a later date. The ABV is assigned to and employed by the Combat Engineer Battalion (CEB) as part of a synchronized operation to rapidly breach obstacles and create lanes for the MAGTF.

OPERATING AND SHIPPING DATA**Operating Mode**

Weight: 63-Ton
 Width: 144 in., 179 in. with LMS deployed
 Length: 312 in., 486 in. with FWMP
 Height: 115 in.
 Cube: 3,363 ft
 Square Stowage: 358 ft

Shipping Mode

Weight: 63-Ton
 Width: 144 in., 179 in. with LMS deployed
 Length: 312 in., 486 in. with FWMP
 Height: 115 in.
 Cube: 3,363 ft
 Square Stowage: 358 ft

Replaced Item(s)

N/A

Transportability

Transportation shall be in accordance with MCO P4600.7, "Marine Corps Transportation Manual" and the Defense Transportation Regulation, DoD 4500.9. The ABV is transportable by road, rail, air, and ship

Associated TAMCN(s)

E09847M, B0161, B0162, B0044

BUCKET, CLAMSHELL**TAMCN: B0171**

TC-340

<i>National Stock Number/ID Number</i>	
3815-01-551-5938	09198B

DESCRIPTION AND FUNCTION

The Bucket, Clamshell is hydraulically operated and capable of working at, above and below ground level. It is capable of digging loose to medium type soils and suitable for excavating vertical shafts or footings, filling bins or hoppers, and unloading aggregate from flat bottom gondola railroad cars. The Bucket, Clamshell is used on the All Terrain Crane MAC-50 (TAMCN B0038).

TECHNICAL DESCRIPTION**Panel**

Manufacturer: Terex Corporation
 Model: KM602

Dimensions

Length (in.): 75 in.
 Width (in.): 39 in.
 Height (in.): 42 in.
 Square Stowage: 21 sq ft
 Cube Stowage: 71 cu ft
 Weight (lb): 2,700 lb

Replaced Item(s) NSN: 3815-01-291-9224

Transportability Item can be transported on MTRV vehicle

Associated TAMCN(s) B0038

BUCKET, CONCRETE

TAMCN: B0176



TC-312

National Stock Number/ID Number	
3815-01-291-9223	09197A

DESCRIPTION AND FUNCTION

The Bucket, Concrete is an upright type that can be used on any crane with at least one drum and sufficient capacity to handle the bucket with wet concrete loads of approximately 3,550 pounds. All welded construction is designed to handle concrete of normal slump mixtures. Discharge gates can be operated by one man and discharge of load can be controlled by the operator. The Bucket, Concrete is used on the Crane, High Speed, High Mobility (TAMCN B0043).

TECHNICAL DESCRIPTION**Panel**

Manufacturer: PPM Cranes Inc. & Anvil Attachments, LLC

Model: P88048

Dimensions

Length (in.): 48 in.

Width (in.): 48 in.

Height (in.): 65 in.

Square Stowage: 16 sq ft

Cube Stowage: 87 cu ft

Weight (lb): 700 lb

Replaced Item(s) N/A**Transportability** N/A**Associated TAMCN(s)** N/A

ROUGH TERRAIN CONTAINER HANDLER (RTCH) VEHICLE
TAMCN: B0391



TC-014

National Stock Number/ID Number	
3930-01-082-3758	08758A
3930-01-269-4938	09117A

DESCRIPTION AND FUNCTION

The Rough Terrain Container Handler (RTCH) is a diesel-powered, all-wheel drive, articulated steer container (8 x 8 x 20 foot ISO/ANSI container module) handler with a lift capacity of 50,000 lb (22,280 kg). It has a fording capacity of 60 inches and capable of operating in rough terrain. The primary purpose of this vehicle is to lift, move stack or unstack containers. The top handler is shipped separately.

TECHNICAL DESCRIPTION

Manufacturer: Caterpillar

OPERATING AND SHIPPING DATA**Operating Mode**

ID (09117A)

Weight:	103,730 lb (47,051 kg)
Width:	138 in. (350 cm)
Length:	420 in. (1,067 cm)
Height:	166 in. (422 cm)
Cube:	5,507.9 ft ³ (156 m ³)
Square Stowage:	402.5 ft ² (37.39 m ²)

Shipping Mode

ID (08758A)

Weight:	103,230 lb (4,682 kg)
Width:	140 in. (356 cm)
Length:	423 in. (1,074 cm)
Height:	167 in. (424 cm)
Cube:	5,723.2 ft ³ (162.06 m ³)
Square Stowage:	411.3 ft ² (38.21 m ²)

Capacity

Fuel Consumption:	9.5 gph
Lift Capacity:	50,000 lb

Replaced Item(s) N/A

Transportability Rail, highway, marine

Associated TAMCN(s) N/A

*Top handler: 3,960 lb (1,796 kg) 94.5 x 238.3 x 18.6 in. (240 x 605 x 47 cm)

ROUGH TERRAIN CONTAINER HANDLER (RTCH), KALMAR
TAMCN: B0392



TC-341

<i>National Stock Number/ID Number</i>	
3930-01-522-7364	11078A

DESCRIPTION AND FUNCTION

The RTCH-RT 240 is designed to lift, move, stack, or unstuck 20 to 40 ft (6.10 to 12.19 m) by 8 ft (2.44 m) wide ISO containers. The RTCH-RT 240 has a lift capacity of 53,000 lb (24,040 kg) and operates on hard and/or unimproved surfaces, including beach operations.

TECHNICAL DESCRIPTION

Manufacturer:

Kalmar

OPERATING AND SHIPPING DATA**Operating Mode**

Weight:	118,000 lb (53,524 kg)
Width:	143.7 in. (365 cm)
Length:	452.4 in. (1,149 cm)
Height:	157.5 in. (400 cm)
Operational Traveling Cube:	7630 ft ³ (216 m ³)
Square Stowage:	451.4 ft ² (41.9 m ²)

Shipping Mode

Weight:	118,000 lb (53,524 kg)
Width:	143.7 in. (365 cm)
Length:	590.4 in. (1,499.6 cm)
Height:	117.6 in. (298.7 cm)
Cube:	5773.8 ft ³ (163.5 m ³)
Square Stowage:	589 ft ² (54.7 m ²)

Capacity

Fuel Consumption per Hour:	9.5 gph
Lift Capacity:	53,000 lb

Replaced Item(s) B0391

Transportability Rail, air (C-5 and C-17), ship, and highway (tractor-trailer x 2)

Associated TAMCN(s) J0002 Breakout Cable Kits

AIR COMPRESSOR WITH PNEUMATIC TOOLS
TAMCN: B0395



TC-015

National Stock Number/ID Number	
4310-01-498-8886	08917B

DESCRIPTION AND FUNCTION

The portable air compressor is a trailer mounted unit which will furnish compressed air at the rate of 260 CFM at a pressure of 100 psi. It is designed to run at its rated capacity under adverse conditions of heat, cold, rain and dust, and will operate pneumatic tools as well as provide compressed air for bridging and bulk fuel operations. The compressor is used by Combat Engineers Battalion, Engineer Support Battalion, Artillery Regiment, Ground Combat Support and Marine Aircraft Wing units. Pneumatic tools are components (SL-3 items) of the compressor unit.

OPERATING AND SHIPPING DATA

Manufacturer: Doosan Infracore
 International
 (Ingersoll Rand)

Operating Mode

Weight: 7,300 lb (3,311 kg)
 Width: 96 in. (244 cm)
 Length: 202 in. (513 cm)
 Height: 75 in. (190 cm)
 Cube: 841.7 ft³ (23.83 m³)
 Square Stowage: 134.7 ft² (12.51 m²)

Shipping Mode

Weight: 7,300 lb (3,311 kg)
 Width: 96 in. (244 cm)
 Length: 202 in. (513 cm)
 Height: 75 in. (190 cm)
 Cube: 841.7 ft³ (23.83 m³)
 Square Stowage: 134.7 ft² (12.51 m²)

Capacity

Fuel Consumption per hour: 6 gph

Replaced Item(s) 250 CFM Air Compressor

Transportability Rail, highway, ship

Associated TAMCN(s) N/A

HIGH SPEED, HIGH MOBILITY, (HSHM) CRANE
TAMCN: B0443



TC-350

National Stock Number/ID Number	
3810-01-268-1737 (w/o Pile Driver Capability)	09109A
3810-01-320-1920	09109B

DESCRIPTION AND FUNCTION

The High Speed, High Mobility (HSHM) Crane (NSN: 3810-01-268-1737) is a diesel-powered, rubber-tired crane with a hydraulic boom. It is capable of all general crane operations, clamshell, container handling and general lifting up to 50,000 pounds. It is capable of operating over rough terrain. The Heavy Crane attachments include: Bucket, Concrete (TAMCN: B0176) and Bucket, Clamshell (TAMCN: B0171).

TECHNICAL DESCRIPTION

Manufacturer: P&H Crane

OPERATING AND SHIPPING DATA**Operating Mode**

Weight: 69,825 lb (31,672 kg)
 Width: 102 in. (259 cm)
 Length: 499.8 in. (1,269 cm)
 Height: 136.9 in. (348 cm)
 Cube: 4,097.8 ft³ (116.04 m³)
 Square Stowage: 354 ft² (32.89 m²)

Shipping Mode

Weight: 69,825 lb (31,672 kg)
 Width: 102 in. (259 cm)
 Length: 499.8 in. (1,269 cm)
 Height: 136.9 in. (348 cm)
 Cube: 4,097.8 ft³ (116.04 m³)
 Square Stowage: 354 ft² (32.89 m²)

Capacity

Fuel Consumption per Hour: 7 gph
 Lift Capacity: 50,000 lb

Replaced Item(s) 30 Ton Drott Crane

Transportability Air, rail, and highway transportable. Can utilize M870 trailer to transport

Associated TAMCN(s) B0176, B0171, U0004

ROUGH TERRAIN AIR MOBILE CRANE (AMC)**TAMCN: B0446**

TC-219

National Stock Number/ID Number	
3810-01-165-0646	09166A
3810-01-516-9718	09166B

DESCRIPTION AND FUNCTION

The Mobile Air Crane, is an air transportable, diesel-powered, rubber-tired, four-wheel drive, four-wheel steer, 7.5-Ton capacity, hydraulically operated crane. It performs general material handling, construction tasks, and aviation support. It is capable of operating in or over unimproved areas and rough terrain. The attachment is the Maintenance Platform, Air Mobile Crane (TAMCN B1300).

TECHNICAL DESCRIPTION

Manufacturer:

Terex

OPERATING AND SHIPPING DATA**Operating Mode**

Weight:	24,230 lb (10,991 kg)
Width:	96 in. (183 cm)
Length:	308.2 in. (782 cm)
Height:	92.5 in. (235 cm)
Cube:	1,584 ft ³ (34.0 m ³)
Square Stowage:	205 ft ² (14.2 m ²)

Shipping Mode

Weight:	24,230 lb (10,991 kg)
Width:	96 in. (183 cm)
Length:	308.2 in. (782 cm)
Height:	92.5 in. (235 cm)
Cube:	1,584 ft ³ (34.0 m ³)
Square Stowage:	205 ft ² (14.2 m ²)

Capacity

Fuel Consumption per Hour:	4 gph
Lift Capacity:	7.5-Ton

Replaced Item(s)

N/A

Transportability

Air transportable

Associated TAMCN(s)

B1300, U0005

SQUAD DEMOLITION KIT (SDK)
TAMCN: B0471



TC-239

<i>National Stock Number/ID Number</i>	
1375-01-468-4400	00482B

DESCRIPTION AND FUNCTION

The Squad Demolition Kit (SDK) consists of tools and equipment that enable Marines to conduct demolition operations. It includes crimpers, wire reels, pelican case, bandoleers, backpack, electrical circuit test equipment, and blasting machines. This kit also includes the MK-152 Remote Control Firing Device to give the capability of remotely firing electrical blasting caps at a nominal range of 2 to 5 kilometers.

OPERATING AND SHIPPING DATA**Shipping Mode**

Weight:	80 lb (36.3 kg)	Height:	13 in. (33 cm)
Width:	18 in. (46 cm)	Cube:	4.47 ft ³ (0.13 m ³)
Length:	33 in. (84 cm)	Square Stowage:	4.1 ft ² (0.38 m ²)

For components see TM 11482A-10

<u>Replaced Item(s)</u>	N/A
<u>Transportability</u>	Man Portable
<u>Associated TAMCN(s)</u>	E03592E

DEMOLITION EQUIPMENT SET
TAMCN: B0472



TC-108

National Stock Number/ID Number	
1385-00-212-4591	01518A

DESCRIPTION AND FUNCTION

The Demolition Equipment Set is for use by individual demolitionists. It consists of tools, accessories, and specially designed containers and carrying attachments, less explosives, for performing demolition tasks.

OPERATING AND SHIPPING DATA

Operating Mode

Weight:	Varies
Width:	Varies
Length:	Varies
Height:	Varies
Cube:	Varies
Square Stowage:	Varies

Shipping Mode

Weight:	7 lb (3 kg)
Width:	9.1 in. (23 cm)
Length:	10.5 in. (27 cm)
Height:	7.5 in. (19 cm)
Cube:	.4 ft ³ (0.01 m ³)
Square Stowage:	.7 ft ² (0.07 m ²)

<u>Replaced Item(s)</u>	N/A
<u>Transportability</u>	N/A
<u>Associated TAMCN(s)</u>	N/A

MINE DETECTOR, AN/PSS-12
TAMCN: B0475



TC-342

<i>National Stock Number/ID Number</i>	
6665-21-906-1023	03701E

DESCRIPTION AND FUNCTION

The AN/PSS-12 Mine Detector is a man-portable metallic mine-detection system that is used to detect Anti-Personnel land mines. The AN/PSS-12 is designed to detect mines with very small proportions of metal content above ground and beneath the surface of fresh or salt water. Its compact, lightweight frame, makes the AN/PSS-12 ideal for fast and accurate terrain reconnaissance.

OPERATING AND SHIPPING DATA**Operating Mode**

Weight:	8.5 lb (3.8 kg)
Width:	10.5 in. (26.67 cm)
Length:	63 in. (160.0 cm)
Height:	5.8 in. (14.73 cm)

Shipping Mode

Weight:	13.7 lb (6.2 kg)
Width:	12.4 in. (32 cm)
Length:	31.6 in. (80.26 cm)
Height:	4.9 in. (12.45 cm)
Cube:	1.11 ft ³ (0.031 m ³)
Square Stowage:	2.72 ft ² (0.253 m ²)

Power Requirements: Four (4) 1.5V (D cell) batteries

Replaced Item(s) AN/PSS-11

Transportability Man-portable

Associated TAMCN(s) N/A

ADVANCED MINE DETECTOR, AN/PSS-14
TAMCN: B0476



TC-228

National Stock Number/ID Number	
6665-01-527-4643	11001B

DESCRIPTION AND FUNCTION

The Handheld Standoff Mine Detection Systems (HSTAMIDS), AN/PSS-14 is a man-portable mine detector that enables the accurate detection of anti-tank and anti-personnel, metallic and non-metallic mines and Unexploded Ordnance (UXO). It comes with Through-the Wall detection capabilities.

TECHNICAL DESCRIPTION

Manufacturer: L3/Cyterra

OPERATING AND SHIPPING DATA**Operating Mode**

Weight: 10.8 lb (4.8 kg)
 Width: 8.0 in. (20.32 cm)
 Length: 62.0 in. (157.48 cm)
 Height: 6.0 in. (15.24 cm)
 Cube: 1.72 ft³
 Square Stowage: 3.0 ft² (0.9144 m)

Shipping Mode

Weight: 28.8 lb (13.0 kg)
 Width: 19.0 in. (48.26cm)
 Length: 13.0 in. (20.32 cm)
 Height: 8.0 in. (20.32 cm)
 Cube: 3.69 ft³
 Square Stowage: 1.0 ft² (0.3048 m)

Capacity

Fuel Consumption per Hour: N/A
 Lift Capacity: N/A

Replaced Item(s) AN/PSS-12

Transportability Man transportable /HMMWV

Associated TAMCN(s) N/A

FIXED DRAWBAR ATTACHMENT
TAMCN: B0525



TC-020

<i>National Stock Number/ID Number</i>	
2590-01-155-1586	06536B

DESCRIPTION AND FUNCTION

The Rear Mounted Drawbar Attachment is mounted on the rear of the Medium, Full-Track Tractor, (TAMCN B2462, pg. 2-158) and serves as a towing hitch for artillery pieces, heavy duty cargo trailers, and towed earthmoving equipment.

OPERATING AND SHIPPING DATA**Operating Mode**

Weight:	406 lb (184 kg)
Width:	14 in. (36 cm)
Length:	27 in. (69 cm)
Height:	30 in. (76 cm)
Cube:	6.6 ft ³ (0.19 m ³)
Square Stowage:	2.6 ft ² (0.24 m ²)

Shipping Mode

Weight:	406 lb (184 kg)
Width:	14 in. (36 cm)
Length:	27 in. (69 cm)
Height:	30 in. (76 cm)
Cube:	6.6 ft ³ (0.19 m ³)
Square Stowage:	2.6 ft ² (0.24 m ²)

<u>Replaced Item(s)</u>	N/A
--------------------------------	-----

<u>Transportability</u>	N/A
--------------------------------	-----

<u>Associated TAMCN(s)</u>	B2462
-----------------------------------	-------

COLLAPSIBLE COATED-FABRIC FUEL DRUM
TAMCN: B0570



TC-021

<i>National Stock Number/ID Number</i>	
8110-00-965-2313	04486B

DESCRIPTION AND FUNCTION

The Collapsible Coated-Fabric Fuel Drum is a durable, non-vented hermetically sealed, collapsible coated-fabric container used to store and transport aviation turbine fuels, gasolines, and other bulk petroleum products. It is designed for use with the Helicopter Expedient Refueling System (HERS) (TAMCN B1135, pg. 2-102) and associated with the Expedient Refueling System (ERS) (TAMCN B1570, pg. 2-111). It is cylindrical when filled to capacity. Yoke, Towing and Lifting (TAMCN B2730, pg. 2-175) is required if the drum is to be towed or lifted.

OPERATING AND SHIPPING DATA**Operating Mode**

Weight:	3,235 lb (Full) (1,467 kg)
Width:	47 in. (119 cm)
Length:	80 in. (203 cm)
Height:	
Cube:	69.6 ft ³ (1.97 m ³)
Square Stowage:	26.1 ft ² (2.42 m ²)

Shipping Mode

Weight:	365 lb (Empty) (165 kg)
Width:	42 in. (107 cm)
Length:	80 in. (203 cm)
Height:	15 in. (38 cm)
Cube:	29.2 ft ³ (0.83 m ³)
Square Stowage:	23.3 ft ² (2.16 m ²)

Replaced Item(s)

N/A

Transportability

MTVR, Sling Lift, LVSR

Associated TAMCN(s)

B1135, B1570, B2730

500 GALLON COLLAPSIBLE COATED-FABRIC POTABLE WATER DRUM
TAMCN: B0571



TC-022

<i>National Stock Number/ID Number</i>	
8110-01-122-0015	08935A

DESCRIPTION AND FUNCTION

The 500 Gallon Collapsible Potable Water Drum is a durable non-vented, hermetically sealed, collapsible fabric container used to store and transport drinking water. It is cylindrical when filled to capacity. It is designed for use with the Forward Area Water Point Supply System FAWPSS (B0676, pg. 2-81). The drum is fitted with two 2-inch cam-lock type filler/discharge ports and may be folded for storage. Yoke, towing and lifting (TAMCN B2730, pg. 2-175) is required if the drum is to be towed or lifted. This equipment is associated with the FAWPSS (B0676, pg. 2-81).

OPERATING AND SHIPPING DATA**Operating Mode**

Weight:	4,645 lb (2,106 kg)
Width:	47 in.* (119 cm)
Length:	80 in. (203 cm)
Height:	32 in. (81 cm)
Cube:	69.6 ft ³ (1.97 m ³)
Square Stowage:	26.1 ft ² (2.42 m ²)

Shipping Mode

Weight:	365 lb (165 kg)
Width:	46 in. (117 cm)
Length:	94 in. (239 cm)
Height:	45 in. (114 cm)
Cube:	113 ft ³ (3.20 m ³)
Square Stowage:	30 ft ² (2.79 m ²)

Replaced Item(s) N/A

Transportability N/A

Associated TAMCN(s) B0676, B2730

* Diameter

50,000 GALLON COLLAPSIBLE, COATED-FABRIC, FUEL TANK ASSEMBLY
TAMCN: B0572



TC-023

<i>National Stock Number/ID Number</i>	
5430-01-479-5116	10761A

DESCRIPTION AND FUNCTION

The 50,000 Gallon Collapsible Tank is constructed of impregnated fabric and equipped with 4-inch elbow hose connections for storage of bulk petroleum products. The 50,000 Gallon Collapsible Coated-Fabric, Fuel Tank assembly includes an aluminum tank chest, ground cloth, emergency repair kit, and required components for venting and draining. This assembly is designed for use with the Tactical Airfield Fuel Dispensing System (TAFDS) B0675, pg. 2-80) and the Amphibious Assault Fuel System (AAFS) (TAMCN B0685, pg. 2-82).

OPERATING AND SHIPPING DATA**Operating Mode**

Weight:	Varies
Width:	24.83 ft (7.57 m)
Length:	64.5 ft (19.66 m)
Height:	4.83 ft (1.47 m)
Cube:	Varies
Square Stowage:	Varies

Shipping Mode

Weight:	1,640 lb (743 kg)
Width:	45 in. (114 cm)
Length:	94 in. (239 cm)
Height:	45 in. (114 cm)
Cube:	113 ft ³ (3.20 m ³)
Square Stowage:	30 ft ² (2.79 m ²)

Replaced Item(s) N/A

Transportability N/A

Associated TAMCN(s) B0685, B0675

3,000 GALLON COLLAPSIBLE, COATED-FABRIC, FUEL TANK ASSEMBLY
TAMCN: B0573



TC-024

<i>National Stock Number/ID Number</i>	
5430-01-485-0103	10803A

DESCRIPTION AND FUNCTION

The 3,000 Gallon Collapsible Tank is constructed of impregnated fabric and equipped with 2-inch and 4-inch elbow hose connections for storage of bulk petroleum products. The 3,000 Gallon Collapsible Tank assembly includes a ground cloth, emergency repair kit, and required components for venting and draining. This assembly is designed for use with the Helicopter Expedient Refueling System (HERS) (TAMCN B1135, pg. 2-102) and associated with the Expedient Refueling System (ERS) (TAMCN B1570, pg. 2-111).

OPERATING AND SHIPPING DATA**Operating Mode**

Weight:	Varies
Width:	14 ft (4.27 m)
Length:	14 ft (4.27 m)
Height:	34 in. (86 cm)
Cube:	Varies
Square Stowage:	Varies

Shipping Mode

Weight:	617 lb (Empty)
Width:	47 in. (119 cm)
Length:	73 in. (185 cm)
Height:	21 in. (53 cm)
Cube:	42 ft ³ (1.19 m ³)
Square Stowage:	24 ft ² (2.23 m ²)

<u>Replaced Item(s)</u>	N/A
<u>Transportability</u>	N/A
<u>Associated TAMCN(s)</u>	B1135

20,000 GALLON COLLAPSIBLE, COATED-FABRIC, FUEL TANK ASSEMBLY
TAMCN: B0574



TC-025

National Stock Number/ID Number	
5430-01-058-6293	08106A

DESCRIPTION AND FUNCTION

The 20,000 Gallon Collapsible Tank is constructed of impregnated fabric and equipped with 4-inch elbow hose connections for storage of bulk petroleum products. The 20,000 Gallon Collapsible Tank assembly includes an aluminum tank chest, a ground cloth, emergency repair kit, and required components for venting and draining. This assembly is designed for use with the Tactical Airfield Fuel Dispensing System (TAFDS) (TAMCN B0675, pg. 2-80) and the Amphibious Assault Fuel System (AAFS) (TAMCN B0685, pg. 2-82).

OPERATING AND SHIPPING DATA**Operating Mode**

Weight:	Varies
Width:	Varies
Length:	Varies
Height:	Varies
Cube:	Varies
Square Stowage:	Varies

Shipping Mode

Weight:	1,100 lb (499 kg)
Width:	31 in. (79 cm)
Length:	138 in. (351 cm)
Height:	18 in. (46 cm)
Cube:	45 ft ³ (1.27 m ³)
Square Stowage:	30 ft ² (2.70 m ²)

Replaced Item(s) N/A

Transportability N/A

Associated TAMCN(s) B0685, B0675

DUMMY LOAD, GENERATOR SET, 100 KW
TAMCN: B0579



TC-343

National Stock Number/ID Number	
5985-00-471-0223	07500A

DESCRIPTION AND FUNCTION

The new 100 kW Load Bank is a modified COTS item that is being purchased to replace the aging legacy Load Bank/Dummy Load (TAMCN B0579). The Load Bank consists of a rugged, weather-proof enclosure containing banks of resistors that can be connected to a generator to simulate a load. They will be used outdoors throughout all theaters of operations by Marine Corps aviation and ground equipment maintenance units for preventive and corrective maintenance, exercise and testing of various size mobile tactical generators.

TECHNICAL DESCRIPTION**Set**

Manufacturer: Avtron Inc.
 Model: LSH100D42423
 Volts: 120/208 VAC or 240/416 VAC
 Frequency (Hz): 50/60/400
 Phase: 3

Dimensions

Length (in.): 55.4
 Width (in.): 33.1
 Height (in.): 63.1
 Weight (lb): 856

Temperature Range**Loading Ability**

Variable, 3-phase
 2 kW to 100 kW Resistive Load
 Fan Blower, Air-cooled

Operating: -40° F to 131°F
 Storage: -40° F to 160°F

Replaced Item(s) DE1-0001, TAMCN B0579, ID # 07500B

Transportability USMC M116A3 trailer and the LTT-MCC trailer

Associated TAMCN(s) N/A

DUMMY LOAD, GENERATOR SET, 100 KW
TAMCN: B0579



TC-504

National Stock Number/ID Number	
6150-01-306-2943	07500B

DESCRIPTION AND FUNCTION

The Dummy Load, Generator Set, 100kW provides electrical load simulating capabilities for maintenance and operational evaluation of mobile electrical power sources. It is a self-contained, air-cooled, skid-mounted unit, suitable for indoor and outdoor use. The unit contains all instruments, controls, and power loads for testing AC generators. The unit is capable of being trailer mounted.

TECHNICAL DESCRIPTION**Set**

Manufacturer:	Bruce Industries
Model:	DE1-0001
Volts:	120/208/240/416
Frequency (Hz):	60/400
Phase:	3

Dimensions

Length (in.):	52.25
Width (in.):	36
Height (in.):	41.75
Weight (lb):	807
Volume (ft ³):	46

Loading Ability

Variable, 3-phase
100kW resistive
load, air-cooled.

Temperature Range

Operating:	-40° F to +131° F
Storage:	-76° F to +160° F

Replaced Item(s)

B0579, A578 Load Bank, ID 07500, NSN: 6150-01-471-0223

Transportability

N/A

Associated TAMCN(s)

All variants of the USMC M116 trailer and the LTT-MCC trailer.

M9 ACE ARMORED COMBAT EARTHMOVER
TAMCN: B0589



TC-344

National Stock Number/ID Number	
2350-00-808-7100	09599A

DESCRIPTION AND FUNCTION

The M9 ACE is a tracked, highly mobile, armored earthmover capable of supporting the maneuver element in offensive and defensive operations. It accomplishes critical combat engineer tasks such as preparing hull defilade fighting positions for guns and tanks, and preparing protected positions for other critical battlefield systems to increase their survivability. The M9 ACE will prepare combat roads, remove roadblocks and other obstacles, and prepare access routes at water obstacles. It also performs countermobility tasks such as preparing antitank ditches. The M9 ACE requires a single operator and can attain a speed of 30 mph on land. The system is configured for on and off-loading in C130 and C5 aircraft.

OPERATING AND SHIPPING DATA**Operating Mode**

Weight: 54,000 lb (ballasted) (24,494 kg)
 Width: 126 in. (w/extensions) (320 cm)
 Length: 246 in. (625 cm)
 Height: 107 in. (windshield stowed) (272 cm)
 Cube: 1,919 ft³ (54.34 m³)
 Square Storage: 215 ft² (19.97 m²)

Shipping Mode

Weight: 36,000 lb (travel mode) (16,329 kg)
 Width: 110 in. (w/o extensions) (280 cm)
 Length: 246 in. (625 cm)
 Height: 96 in. (reducible) (244 cm)
 Cube: 1,503 ft³ (42.56 m³)
 Square Stowage: 188 ft² (17.47 m²)

Replaced Item(s) N/A

Transportability N/A

Associated TAMCN(s) N/A

MOBILE ELECTRIC POWER DISTRIBUTION, 15 KW PANEL
TAMCN: B0595



TC-273

National Stock Number/ID Number	
6110-01-273-2387	09127A

DESCRIPTION AND FUNCTION

The 15 kW Power Distribution System is a skid-mounted unit used in combination to provide a network of multiple 120/208V, 1-Phase loads and 120V, 1-Phase loads from a remote generator or facility power. Circuit breakers are accessed through a hinged cabinet cover and input/output receptacles are covered. Cables interconnect the individual power distribution panel board assemblies. All assemblies consist of a box and frame assembly and a cover assembly. It is equipped with a circuit board assembly, indicator lights, and input/output receptacles. It includes one input and two output cables.

TECHNICAL DESCRIPTION**Panel**

Manufacturer: UNICOR
 Model: PD015
 Volts: 120/208
 Frequency (Hz): 60
 Phase: 1

Dimensions

Length (in.): 18
 Width (in.): 24
 Height (in.): 16
 Weight (lb): 56
 Volume (ft³): 4.0

Technical Data

Input: 5-Wire, 3-Phase, 60 Amp Main Breaker
 Output: Two (2) - 3-Phase, 20 Amp, 208/120VAC
 Nine (9) - 1-Phase, 20 Amp, 120VAC
 Cords: 1 - Input/2 - Output

Replaced Item(s) N/A

Transportability Two Handle, Man Portable

Associated TAMCN(s) N/A

MOBILE ELECTRIC POWER DISTRIBUTION, 30 KW PANEL**TAMCN: B0600****National Stock Number/ID Number**

6110-01-272-6953

09125A

DESCRIPTION AND FUNCTION

The 30 kW Power Distribution System is a skid-mounted unit used in combination to provide electrical power to a network of multiple 120/208V, 1-Phase loads and 120V, 1-Phase loads from a remote generator or facility power. Circuit breakers are accessed through a hinged cabinet cover and input/output receptacles are covered. Cables interconnect the individual power distribution panel board assemblies. All assemblies consist of a box, a frame assembly, and a cover assembly. It is equipped with a circuit breaker, rear access door assemblies, and front and rear receptacles. This set includes one input and nine output cables, and an eyebolt for lifting.

TECHNICAL DESCRIPTION**Panel**

Manufacturer: UNICOR
 Model: PD030
 Volts: 120/208
 Frequency (Hz): 60
 Phase: 1

Dimensions

Length (in.): 32
 Width (in.): 38
 Height (in.): 35
 Weight (lb): 161
 Volume (ft³): 24.63

Technical Data

Input: 5-Wire, 3-Phase, 100 Amp Main Breaker
 Output: Four (4) – 3-Phase, 60 Amp, 208/120VAC
 Two (2) – 3-Phase, 30 Amp, 208/120VAC
 Two (2) – 3-Phase, 20 Amp, 208/120VAC
 Two (2) – 1-Phase, 20 Amp, 208/120VAC
 Cords: 1 - Input/9 - Output

Replaced Item(s) N/A

Transportability Two Handle, Man Portable

Associated TAMCN(s) N/A

MOBILE ELECTRIC POWER DISTRIBUTION, 100 KW PANEL
TAMCN: B0605



TC-275

National Stock Number/ID Number	
6110-01-272-6952	09124A

DESCRIPTION AND FUNCTION

The 100 kW Power Distribution System is a skid-mounted unit used in combination to provide electric power to a network of multiple 120/208V/1-Phase loads and 120V/1-Phase loads from a remote generator or facility power. Circuit breakers are accessed through a hinged cabinet cover and input/output receptacles are covered. Cables interconnect the individual power distribution panel board assemblies. All assemblies consist of a box, a frame assembly, and a cover assembly. It is equipped with rear access door assemblies, and front and rear panel receptacles. This set includes five input and 17 output cables, and an eyebolt for lifting.

TECHNICAL DESCRIPTION**Panel**

Manufacturer: UNICOR
 Model: PD100
 Volts: 120/208
 Frequency (Hz): 60
 Phase: 1

Dimensions

Length (in.): 32
 Width (in.): 57
 Height (in.): 35
 Weight (lb): 345
 Volume (ft³): 36.94

Technical Data

Input: 5-Wire, 3-Phase, 350 Amp Main Breaker
 Output: Four (4) – 3-Phase, 100 Amp, 208/120VAC
 Two (2) – 3-Phase, 60 Amp, 208/120VAC
 Two (2) – 3-Phase, 30 Amp, 208/120VAC
 Two (2) – 3-Phase, 20 Amp, 208/120VAC
 Cords: 5 - Input/17 - Output

Replaced Item(s) N/A

Transportability Forklift Portable

Associated TAMCN(s) N/A

FIELD WIRING HARNESS

TAMCN: B0608



TC-505

National Stock Number/ID Number	
6150-01-254-1666	09049A

DESCRIPTION AND FUNCTION

The Field Wiring Harness MLK-0000 provides electrical power distribution and illumination through receptacle circuits/power outlets for various field unit complexes. The unit is portable and suitable for the use in indoor/outdoor environments. Standard electrical requirements for the Field Wiring Harness are the electrical power distribution panels. The cable assemblies are grouped into separate duffel bags and labeled as follows, "GP" Tent 10 duffel bags, "CP" Tent 2 duffel bags and "Maintenance Tent" 1 duffel bag.

TECHNICAL CHARACTERISTICS**Unit**

Manufacturer: UNICOR
Model: MLK-0000

Dimensions

CP Tent Bag
Length (in.): 36
Width (in.): 12
Height (in.): 12
Weight (in.): 41
Volume (ft³): 3
GP Tent Bag
Length (in.): 36
Width (in.): 12
Height (in.): 12
Weight (in.): 45
Volume (ft³): 3
MT Tent Bag
Length (in.): 36
Width (in.): 12
Height (in.): 12
Weight (in.): 80
Volume (ft³): 3

Cable Data


Item #	Part #	NSN
2	MLK-1001	6150-01-283-7872
3	MLK-1008	6150-01-283-7874
4	MLK-1002	6150-01-287-3881
5	MLK-1003	6150-01-293-7873
6	MLK-1004	6150-01-290-1735
7	MLK-1005	6150-01-283-8769
8	MLK-1010	6150-01-283-8735
9	MLK-1009	6150-01-283-8741
10	MLK-1005	6150-01-283-7901
11	MLK-1006	6150-01-283-8734

Replaced Item(s) N/A

Transportability Transported with supported shelter

Associated TAMCN(s) N/A

Note: Refer to SL-3 09049A for new Cable Data/Item description as listed above

COMPRESSED AIR FOAM SYSTEM-MOBILE (CAFS-M)**TAMCN: B0625**

TC-039

National Stock Number/ID Number	
4210-01-468-3460	10671A

DESCRIPTION AND FUNCTION

The Compressed Air Foam System-Mobile (CAFS-M) is comprised of a compressed air foam fire extinguishing assembly mounted in the bed of a M1097A2 High Mobility, Multi-purpose, Wheeled Vehicle (HMMWV). This combination provides a mobile platform for the transportation of firefighting personnel and fire extinguishing equipment. The system produces foam (class A foams for structural; class B foams for fuel) by using a combination of water mixed with a concentrated foaming agent, which is then combined with compressed air to make with varying consistencies. The foam consistency can be adjusted for suppression of class A to class B fires.

OPERATING AND SHIPPING DATA**Operating Mode**

Weight:	10,300 lb (4,672 kg)
Width:	86.5 in. (220 cm)
Length:	190.5 in. (484 cm)
Height:	72 in. (183 cm)
Cube:	125 ft ³ (3.54 m ³)
Square Stowage:	576 ft ² (53.51 m ²)

Shipping Mode

Weight:	10,300 lb (4,672 kg)
Width:	86.5 in. (220 cm)
Length:	190.5 in. (484 cm)
Height:	72 in. (183 cm)
Cube:	125 ft ³ (3.54 m ³)
Square Stowage:	576 ft ² (53.51 m ²)

Replaced Item(s) N/A**Transportability** N/A**Associated TAMCN(s)** N/A

FIRE SUPPRESSION SYSTEM (FSS)**TAMCN: B0626**

TC-040

National Stock Number/ID Number	
4210-01-494-4642	10840A

DESCRIPTION AND FUNCTION

The Fire Suppression System (FSS) is comprised of a twin agent fire extinguishing assembly mounted inside the bed of a M1097A2 High Mobility Multi-Purpose Wheeled Vehicle (HMMWV). The system consists of 80-gallons of pre-mixed Aqueous Film Forming Foam (AFFF) and 200 pounds of dry chemical (Potassium Bicarbonate), both fire suppressants are expelled by compressed gas through a twinned hand line and a single nozzle. The FSS's mission is to provide fire suppression and fire fighting capability for class A and B type fires in support of bulk fuel storage sites, Ammunition Supply Points (ASP), and base camp operations, and Forward Arming and Refueling Point (FARP) missions.

OPERATING AND SHIPPING DATA**Operating Mode**

Weight:	8,935 lb (4,053 kg)
Width:	86.5 in. (220 cm)
Length:	190.5 in. (484 cm)
Height:	72 in. (183 cm)
Cube:	125 ft ³ (3.54 m ³)
Square Stowage:	576 ft ² (53.51 m ²)

Shipping Mode

Weight:	8,070 lb (3,660 kg)
Width:	86.5 in. (220 cm)
Length:	190.5 in. (484 cm)
Height:	72 in. (183 cm)
Cube:	125 ft ³ (3.54 m ³)
Square Stowage:	576 ft ² (53.51 m ²)

Replaced Item(s) B0625, Compressed Air Foam System-Mobile, by attrition

Transportability N/A

Associated TAMCN(s) N/A

FLOODLIGHT SET, SELF-CONTAINED
TAMCN: B0640



Shipping Mode TC-278



TC-278-1
Operating Mode

<i>National Stock Number/ID Number</i>	
6230-01-530-8890	11120A

DESCRIPTION AND FUNCTION

The Floodlight Set (FLS) is a self-contained system with a power plant capable of providing up to five acres of 360 degree general illumination and security use. It can also provide accessory power with at least 12 hours of continuous operation. It has a primary tower with three mast-mounted lights and tripod-mounted ground lights that are capable of continuous field deployment in a wide variety of environmental extremes and rough terrain. For flexibility, the set is configured so that it can be mounted on the USMC M116A3 and LTT-MCC trailers.

TECHNICAL DESCRIPTION

Set

Manufacturer: Magnum LLC
 Model: MLT5060MIT
 Volts: 120/240
 Frequency (Hz): 60
 Speed (RPM): 1,800
 Phase: 1

Fuel

Fuel Capacity: 6.5 gal. (24.61 L)
 Fuel Consumption: 0.5 gph
 Fuel Requirement: Diesel/JP-8

Dimensions

Length (in.): 79.59 (127.6 stowed)
 Width (in.): 96 with outriggers extended
 (46 stowed)

Height (in.):

Weight (lb)

Dry: 1862 lb

Wet: 1920 lb

Volume (ft³): 205.14

(Mast in stowed position)

Engine

Manufacturer: Mitsubishi
 Model: S3L2-W261ML
 Type: 4 Cycle
 Cylinders: 3
 Displacement: 80.4 in.3 (1.318 L)
 Horsepower: 16.36 @ 1,800 RPM
 Compression: 22:1

Aural Signature

Audio Rating: 85dBA

Replaced Item(s)

Model # SM-4A3-0, TAMCN B0635

Transportability

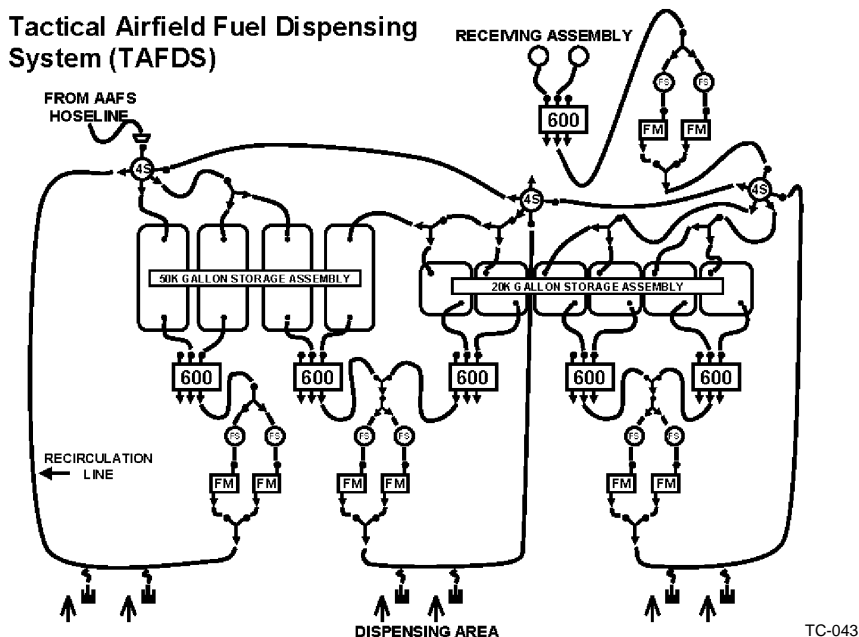
USMC M-116A3 and LTT-MCC trailers

Associated TAMCN(s)

N/A

TACTICAL AIRFIELD FUEL DISPENSING SYSTEM (TAFDS)

TAMCN: B0675



TC-043

National Stock Number/ID Number	
4930-01-094-0026	07391B

DESCRIPTION AND FUNCTION

The primary purpose of the Tactical Airfield Fuel Dispensing is used for receiving, storing, and dispensing aviation fuel in support of expeditionary airfields. With the single fuel on the battlefield concept, the system will be able to supply fuel to both aviation and ground assets. The system has a storage capacity of 320,000-gallons and a pump capability up to 600 GPM. The system has 12 aircraft dispensing points for a multi-aircraft refueling capability and a capability to receive fuel from multiple sources.

TECHNICAL DESCRIPTION**Operating Mode**

Weight:	Dependent on mission
Width:	Dependent on mission
Length:	Dependent on mission
Height:	Dependent on mission
Cube:	Dependent on mission
Square Stowage:	Dependent on mission

Shipping Mode

Weight:
Width:
Length:
Height:
Cube:
Square Stowage:

Capacity:

23 gal.

Fuel Consumption per Hour	4.9 gph @ 2,500 RPM
Fuel data is based on 600 GPM Pump	

Lift Capacity:	0
----------------	---

Replaced Item(s)

N/A

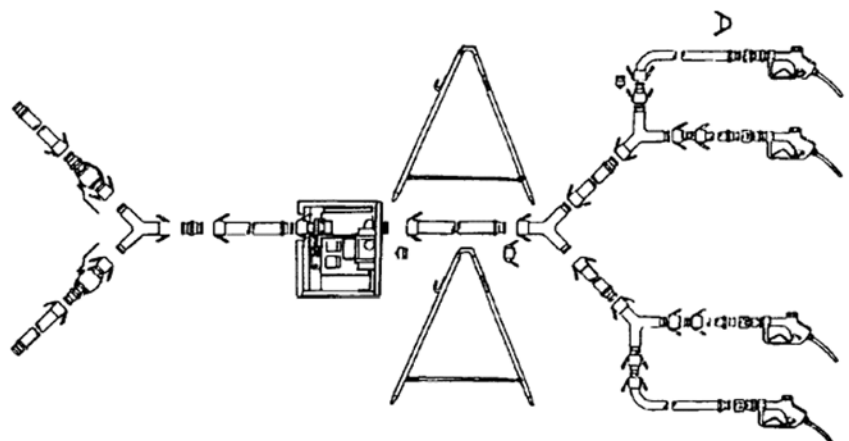
Transportability

Capable of being transported by organic Marine Corps motor transport and material handling equipment and C-5, C-141, C-17, C-130 aircraft

Associated TAMCN(s)

B0572, B0574, B0626, B0696, B1585, B1420

FORWARD AREA WATER POINT SUPPLY SYSTEM
TAMCN: B0676



TC-044

<i>National Stock Number/ID Number</i>	
4320-01-110-1993	08936A

DESCRIPTION AND FUNCTION

The Forward Area Water Point Supply System (FAWPSS) is an expedient, self-contained potable water storage and dispensing system. It consists of a 150 GPM pump, hoses, 500-gallon, collapsible coated-fabric water drum, and ancillary components necessary to establish four distribution points. The FAWPSS is used in conjunction with the 500-gallon, collapsible coated-fabric water drum (TAMCN B0571, 2-66).

OPERATING AND SHIPPING DATA**Operating Mode**

Weight:	Varies
Width:	Varies
Length:	Varies
Height:	Varies
Cube:	Varies
Square Stowage:	Varies

Shipping Mode

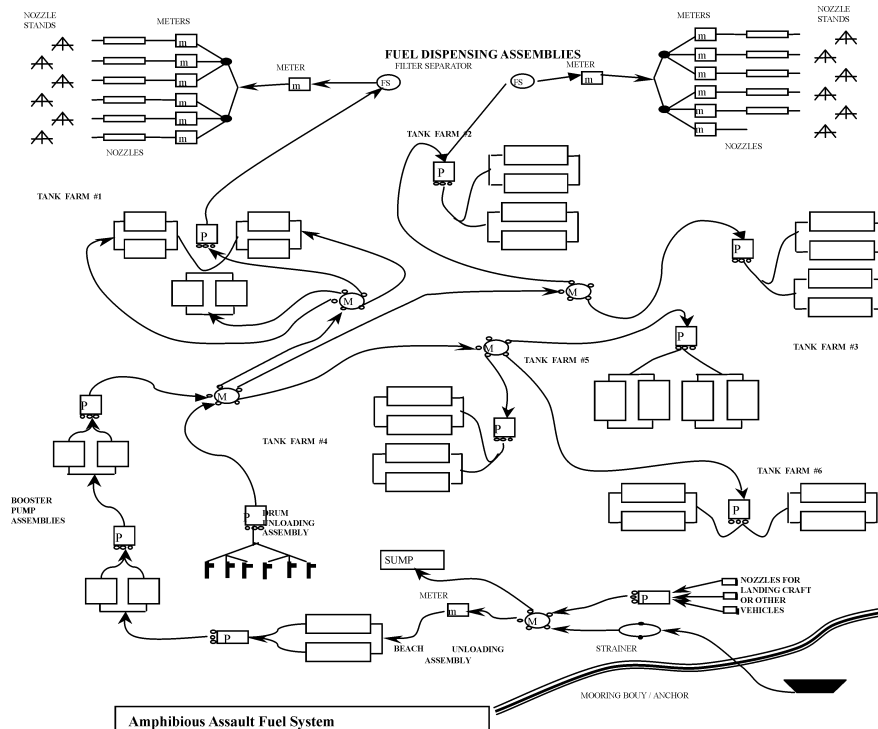
Weight:	600 lb (272 kg)
Width:	48 in. (122 cm)
Length:	120 in. (305 cm)
Height:	36 in. (91 cm)
Cube:	120 ft ³ (3.40 m ³)
Square Stowage:	40 ft ² (3.72 m ²)

Replaced Item(s) N/A

Transportability N/A

Associated TAMCN(s) B00571

AMPHIBIOUS ASSAULT FUEL SYSTEM
TAMCN: B0685



TC-045

National Stock Number/ID Number	
4930-01-113-9173	06674C

DESCRIPTION AND FUNCTION

The primary purpose of the Amphibious Assault Fuel System (AAFS) is used for receiving, storing, transferring, and dispensing bulk fuel for all elements of the Marine Air-Ground Task Force (MAGTF). The system has the capability to transfer bulk fuel to outlying expeditionary airfields, receiving from various sources, dispensing to ground vehicles, pumping capability up to 600 GPM, and storing up to 1,120,000-gallons of bulk fuel product.

OPERATING AND SHIPPING DATA

Operating Mode

Weight:	Varies
Width:	Varies
Length:	Varies
Height:	Varies
Cube:	Varies
Square Stowage:	Varies

Shipping Mode

Weight:	140,164 lb
Width:	630 in. (1,600 cm)
Length:	650 in. (1,651 cm)
Height:	48 in. (122 cm)
Cube:	11,375 ft ³ (322.10 m ³)
Square Stowage:	2,843.8 ft ² (264.20 m ²)

Replaced Item(s) N/A

Transportability N/A

Associated TAMCN(s) N/A

TACTICAL PETROLEUM LABORATORY, MEDIUM
TAMCN: B0695



TC-046

National Stock Number/ID Number	
6640-01-399-0483	10188A

DESCRIPTION AND FUNCTION

The Tactical Petroleum Laboratory, Medium (TPLM) provides those essential testing components integrated in an ISO shelter to monitor the critical physical and chemical characteristics of aviation and ground fuels. Military and commercial fuels (to include captured fuels) can be tested for composition and quality against minimum standards as specified in MIL-STD-3004A, Quality Surveillance for Fuels, Lubricants and related products. The TPLM also serves as the primary source for monthly correlation testing for filter effectiveness in support of the Marine Wing Support Squadrons. Operational and ancillary equipment include the Air Conditioner, 36,000 BTU, Vertical, b0013; Air Conditioner Skid Assembly, B2006 and 30 kW TQG, B0953/B0971.

TECHNICAL DESCRIPTION

Manufacturer/Integrator:	Raytheon	<u>Capacity</u>	
		Fuel Consumption per Hour:	0
		Lift Capacity:	0

OPERATING AND SHIPPING DATA**Operating Mode**

Weight:	9,180 lb (4,536 kg)
Width:	96 in. (244 cm)
Length:	240 in. (610 cm)
Height:	96 in. (244 cm)
Cube:	1,280 ft ³ (36.25 m ³)
Square Stowage:	160 ft ³ (14.86 m ²)

Shipping Mode

Weight:	9,180 lb (4,536 kg)
Width:	96 in. (244 cm)
Length:	240 in. (610 cm)
Height:	96 in. (244 cm)
Cube:	1,280 ft ³ (36.25 m ³)
Square Stowage:	160 ft ³ (14.86 m ²)

Replaced Item(s) N/A

Transportability Capable of being transported by organic Marine Corps motor transport and material handling equipment and C-5, C-141, C-17, C-130 aircraft

Associated TAMCN(s) B0685, B0013, B2006, B0953, B0971

GENERATOR SET, DIESEL ENGINE, 3 KW, 60 HZ
TAMCN: B0730



TC-281

<i>National Stock Number/ID Number</i>	
6115-01-285-3012	10155A

DESCRIPTION AND FUNCTION

The 3 kW Generator Set, MEP-831A, is a self-contained, skid mounted, portable unit. It is equipped with controls, instruments and accessories necessary for operation. The generator set consists of a diesel engine, permanent magnet A/C generator, control box assembly, output/load panel, primary and auxiliary fuel systems, enclosure cooling and ventilation system, engine exhaust assembly, and a 24 Vdc battery. The generator set is designed to be used with any equipment requiring a small source of A/C power and operates in a "Hot and Basic" climatic condition range of -25°F to 120°F. The generator set is portable and requires a six-person lift.

TECHNICAL DESCRIPTION**Generator Set**

Manufacturer:	Fermont
Model:	MEP-831A
Volts:	120/240
Frequency (Hz):	60
Speed (RPM):	3,000 to 3,600
Phase:	1

Engine

Manufacturer:	Yanmar
Model:	L70AE-D/DE
Type:	4 Cycle
Cylinders:	1
Displacement:	18.1 in. ³ (0.296 L)
Horsepower:	6.7 @ 3,600 RPM
Compression:	19.5:1

Fuel

Fuel Capacity:	4 gal.
Fuel Consumption:	0.5 gph
Fuel Requirement:	Diesel/JP-8

Dimensions

Length (in.):	34.8
Width (in.):	27.8
Height (in.):	26.5
Weight (lb)	

Dry:	304
Wet (8 hrs fuel, coolant, & POLs)	334

Volume (ft ³):	14.6
----------------------------	------


Aural Signature

Audio Rating:	70dBA @ 7 meters
---------------	------------------

Replaced Item(s) MEP-016A, MEP-016B, MEP-016E

Transportability All variants of the USMC M116 trailer and the LTT-MCC trailer

Associated TAMCN(s) N/A

GENERATOR SET, DIESEL ENGINE, 10 KW, 60 HZ**TAMCN: B0891**

TC-282

National Stock Number/ID Number

6115-01-275-5061

09247A

DESCRIPTION AND FUNCTION

The 10 kW Generator Set, MEP-803A, is a fully enclosed, self-contained, skid-mounted, portable unit. It is equipped with controls, instruments and accessories necessary for operation. The generator set consists of a diesel engine, brushless generator, excitation system, speed governing system, fuel system, 24 Vdc starting system, control system and fault system. The generator set is designed to be used with any equipment requiring a small source of A/C power and operates in a "Hot and Basic" climatic condition range of -25°F to 120°F.

TECHNICAL DESCRIPTION**Generator Set**

Manufacturer: Fermont
 Model: MEP-803A
 Volts: 120/208/240
 Frequency (Hz): 50/60
 Speed (RPM): 1,800
 Phase: 1 and 3

Engine

Manufacturer: Onan
 Model: DN4M
 Type: 4 Cycle
 Cylinders: 4
 Displacement: 114 in.³ (1.9 L)
 Horsepower: 24.1 @ 1,800 RPM
 Compression: 18.5:1

Fuel

Fuel Capacity: 9 gal.
 Fuel Consumption: 0.99 gph
 Fuel Requirement: Diesel/JP-8

Dimensions

Length (in.): 62
 Width (in.): 32
 Height (in.): 37
 Weight (lb)

Dry: 1,140
 Wet (8 hrs fuel, coolant, & POLs): 1,242

Volume (ft³): 41

Aural Signature

Audio Rating: 70dBA @ 7 meters

Replaced Item(s)

MEP-003A


Transportability

All variants of the USMC M116 trailer and the LTT-MCC trailer

Associated TAMCN(s)

N/A

GENERATOR SET, DIESEL ENGINE, 10 KW, 400 HZ
TAMCN: B0921



TC-283

National Stock Number/ID Number	
6115-01-274-7392	09248A

DESCRIPTION AND FUNCTION

The 10 kW Generator Set, MEP-813A, is a fully enclosed, self-contained, skid-mounted, portable unit. It is equipped with controls, instruments and accessories necessary for operation. The generator set consists of a diesel engine, brushless generator, excitation system, speed governing system, fuel system, 24 Vdc starting system, control system, and fault system. The generator set is designed to be used with any equipment requiring a small source of A/C power and operates in a "Hot and Basic" climatic condition range of -25°F to 120°F.

TECHNICAL DESCRIPTION**Generator Set**

Manufacturer: Fermont
 Model: MEP-813A
 Volts: 120/208/240
 Frequency (Hz): 400
 Speed (RPM): 2,000
 Phase: 1 and 3

Engine

Manufacturer: Onan
 Model: DN4M
 Type: 4 Cycle
 Cylinders: 4
 Displacement: 114 in.³ (1.9 L)
 Horsepower: 24.1 @ 2,000 RPM
 Compression: 18.5:1

Fuel

Fuel Capacity: 9 gal.
 Fuel Consumption: 1.07 gph
 Fuel Requirement: Diesel/JP-8

Dimensions

Length (in.): 62
 Width (in.): 32
 Height (in.): 37
 Weight (lb)

Dry: 1,170
 Wet (8 hrs fuel, coolant, & POLs): 1,272
 Volume (ft³): 41

Aural Signature

Audio Rating: 70dBA @ 7 meters

Replaced Item(s)

MEP-112A

Transportability

All variants of the USMC M116 trailer and the LTT-MCC trailer

Associated TAMCN(s)

N/A

**GENERATOR SET, DIESEL ENGINE, 20 KW, 60 HZ
TAMCN: B0930**



TC-284

National Stock Number/ID Number	
6115-01-531-0571	11125A

DESCRIPTION AND FUNCTION

The MMG 25 is a fully enclosed, self-contained, skid-mounted, portable unit. It is equipped with controls, instruments, and accessories necessary for operation as a single unit. The generator set consists of a diesel engine, brushless generator, fuel system, 12 Vdc starting system, control system, and automatic safety shut-down system. The generator set is designed to be used with any piece of equipment requiring a medium source of A/C power.

TECHNICAL DESCRIPTION**Generator Set**

Manufacturer:	Magnum
Model:	MMG 25
Volts:	120/208
Frequency (Hz):	60
Speed (RPM):	1,800
Phase:	3

Fuel

Fuel Capacity:	46 gal.
Fuel Consumption:	2.1 gph
Fuel Requirement:	Diesel/JP-8

Dimensions

Length (in.):	77.5
Width (in.):	36.25
Height (in.):	51.61

Engine

Manufacturer:	Isuzu
Model:	4LE1
Type:	4 Cycle
Cylinders:	4
Displacement:	133 in. ³ (2.179 L)
Horsepower:	31 @ 1,800 RPM
Compression:	21.5:1

Weight (lb)

Dry:	2,345 w/adaptor
Wet (8 hrs fuel, coolant, & POLs):	2,655 w/adaptor
Volume (ft ³):	79

Aural Signature

Audio Rating:	65dBA @ 23 feet
---------------	-----------------

Replaced Item(s)

N/A

Transportability

All variants of the USMC M116 trailer and the LTT-MCC trailer

Associated TAMCN(s)

N/A

**GENERATOR SET, DIESEL ENGINE, 30 KW, 60 HZ
TAMCN: B0953**



TC-285-1

National Stock Number/ID Number	
6115-01-274-7389	09249A

DESCRIPTION AND FUNCTION

The 30 kW Generator Set, MEP-805A, is a fully enclosed, self-contained, skid-mounted, portable unit. It is equipped with controls, instruments, and accessories necessary for operation as a single unit or in parallel with another unit of the same class and mode. The generator set consists of a diesel engine, brushless generator, excitation system, speed governing system, fuel system, 24 Vdc starting system, control system, and fault system. The generator set is designed to be used with any piece of equipment requiring a medium source of A/C power and operates in a "Hot and Basic" climatic condition range of -25°F to 120°F.

TECHNICAL DESCRIPTION**Generator Set**

Manufacturer: MCII
 Model: MEP-805A
 Volts: 120/208/240/416
 Frequency (Hz): 50/60
 Speed (RPM): 1,800
 Phase: 3

Fuel

Fuel Capacity: 23 gal.
 Fuel Consumption: 2.60 gph
 Fuel Requirement: Diesel/JP-8

Dimensions

Length (in.): 79.7
 Width (in.): 35.7
 Height (in.): 55

Engine

Manufacturer: John Deere
 Model: 4239T
 Type: 4 Cycle
 Cylinders: 4
 Displacement: 239 in.³ (3.9 L)
 Horsepower: 92 @ 1,800 RPM
 Compression: 17.8:1

Weight (lb)
 Dry: 2,732
 Wet (8 hrs fuel, coolant, & POLs): 2,931
 Volume (ft³): 88

Aural Signature

Audio Rating: 70dBA @ 7 meters

Replaced Item(s)

MEP-005A

Transportability

All variants of the USMC M353 trailer

Associated TAMCN(s)

N/A

GENERATOR SET, DIESEL ENGINE, 30 KW, 60 HZ
TAMCN: B0953



TC-285

<i>National Stock Number/ID Number</i>	
611501-461-9335	09249B

DESCRIPTION AND FUNCTION

The 30 kW Generator Set, MEP-805B, is a fully enclosed, self-contained, skid-mounted, portable unit. It is equipped with controls, instruments, and accessories necessary for operation as single unit or in parallel with another unit of the same class and mode. The generator set includes a diesel engine, brushless generator, cooling system, excitation system, governing system, fuel system, 24 Vdc starting system, DCS, and fault system. The generator set is designed to be used with any piece of equipment requiring a medium source of A/C power and operates in a "Hot and Basic" climatic condition range of -25°F to 120°F.

TECHNICAL DESCRIPTION**Generator Set**

Manufacturer: MCII
 Model: MEP-805B
 Volts: 120/208/240/416
 Frequency (Hz): 50/60
 Speed (RPM): 1,800
 Phase: 3

Fuel

Fuel Capacity: 23 gal.
 Fuel Consumption: 2.60 gph
 Fuel Requirement: Diesel/JP-8

Dimensions

Length (in.): 79.7
 Width (in.): 35.7
 Height (in.): 55

Engine

Manufacturer: John Deere
 Model: 4045TF151
 Type: 4 Cycle
 Cylinders: 4
 Displacement: 239 in.³ (3.9 L)
 Horsepower: 92 @ 1,800 RPM
 Compression: 17.0:1

Weight (lb)
 Dry: 2,732
 Wet (8 hrs fuel, coolant, & POLs): 2,931
 Volume (ft³): 88

Aural Signature

Audio Rating: 70dBA @ 7 meters

Replaced Item(s)

MEP-005A, MEP-805A

Transportability

All variants of the USMC M353 trailer

Associated TAMCN(s)

N/A

GENERATOR SET, DIESEL ENGINE, 30 KW, 400 HZ
TAMCN: B0971



TC-286-1

National Stock Number/ID Number	
6115-01-274-7394	09246A

DESCRIPTION AND FUNCTION

The 30 kW Generator Set, MEP-815A, is a fully enclosed, self-contained, skid-mounted, portable unit. It is equipped with controls, instruments, and accessories necessary for operation as a single unit or in parallel with another unit of the same class and mode. The generator set consists of a diesel engine, brushless generator, excitation system, speed governing system, fuel system, 24 Vdc starting system, control system, and fault system. The generator set is designed to be used with any piece of equipment requiring a medium source of A/C power and operates in a "Hot and Basic" climatic condition range of -25°F to 120°F.

TECHNICAL DESCRIPTION**Generator Set**

Manufacturer: MCII
 Model: MEP-815A
 Volts: 120/208/240/416
 Frequency (Hz): 400
 Speed (RPM): 2,000
 Phase: 3

Fuel

Fuel Capacity: 23 gal.
 Fuel Consumption: 2.75 gph
 Fuel Requirement: Diesel/JP-8

Dimensions

Length (in.): 79.7
 Width (in.): 35.7
 Height (in.): 55
 Weight (lb)

Engine

Manufacturer: John Deere
 Model: 4239T
 Type: 4 Cycle
 Cylinders: 4
 Displacement: 239 in.³ (3.9 L)
 Horsepower: 92 @ 2,000 RPM
 Compression: 17.8:1

Dry: 2,931
 Wet (8 hrs fuel, coolant, & POLs): 3,015
 Volume (ft³): 88

Aural Signature

Audio Rating: 70dBA @ 7 meters

Replaced Item(s)

MEP-114A

Transportability

All variants of the USMC M353 trailer

Associated TAMCN(s)

N/A

GENERATOR SET, DIESEL ENGINE, 30 KW, 400 HZ
TAMCN: B0971



TC-286

<i>National Stock Number/ID Number</i>	
6115-01-462-0290	09246B

DESCRIPTION AND FUNCTION

The 30 kW Generator Set, MEP-815B, is a fully enclosed, self-contained, skid-mounted, portable unit. It is equipped with controls, instruments, and accessories necessary for operation as a single unit or in parallel with another unit of the same class and mode. The generator set includes a diesel engine, brushless generator, cooling system, excitation system, governing system, fuel system, 24 Vdc starting system, DCS, and fault system. The generator set is designed to be used with any piece of equipment requiring a medium source of A/C power and operates in a "Hot and Basic" climatic condition range of -25°F to 120°F.

TECHNICAL DESCRIPTION**Generator Set**

Manufacturer: MCII
 Model: MEP-815B
 Volts: 120/208/240/416
 Frequency (Hz): 400
 Speed (RPM): 2,000
 Phase: 1 and 3

Engine

Manufacturer: John Deere
 Model: 4045TF151
 Type: 4 Cycle
 Cylinders: 4
 Displacement: 239 in.³ (3.9 L)
 Horsepower: 92 @ 2,000 RPM
 Compression: 17.0:1

Fuel

Fuel Capacity: 23 gal.
 Fuel Consumption: 2.75 gph
 Fuel Requirement: Diesel/JP-8

Dimensions

Length (in.): 79.7
 Width (in.): 35.7
 Height (in.): 55

Weight (lb)

Dry: 2,732
 Wet (8 hrs fuel, coolant, & POLs): 2,931
 Volume (ft³): 88

Aural Signature

Audio Rating: 71dBA @ 7 meters

Replaced Item(s)

MEP-114A, MEP-815A


Transportability

All variants of the USMC M353 trailer

Associated TAMCN(s)

N/A

GENERATOR SET, DIESEL ENGINE, 2 KW, 60 HZ
TAMCN: B0980



TC-287

National Stock Number/ID Number	
6115-01-435-1565	11101A

DESCRIPTION AND FUNCTION

The 2 kW Generator Set, MEP-531A, is a self-contained, skid mounted, portable unit. It is equipped with controls, instruments and accessories necessary for operation. The generator set consists of a diesel engine, direct drive A/C alternator, speed governing system, fuel system, 24 Vdc auxiliary cold weather starting system (23°F or below), and generator control system. The generator set is designed to be used with any equipment requiring a small source of A/C power and operates in a "Hot and Basic" climatic condition range of -51°F to 122°F. The generator set is portable and requires a four-person lift.

TECHNICAL DESCRIPTION**Generator Set**

Manufacturer: Dewey
 Model: MEP-531A
 Volts: 120
 Frequency (Hz): 60
 Speed (RPM): 3,600 to 3,750
 Phase: 1

Engine

Manufacturer: Yanmar
 Model: L48AE-DEG
 Type: 4 Cycle
 Cylinders: 1
 Displacement: 12.88 in.³ (0.211 L)
 Horsepower: 4.2 @ 3,600 RPM
 Compression: 19.9:1

Fuel

Fuel Capacity: 1.6 gal.
 Fuel Consumption: 0.3 gph
 Fuel Requirement: Diesel/JP-8

Dimensions

Length (in.): 29.5
 Width (in.): 16
 Height (in.): 21.7
 Weight (lb)
 Dry: 143.1
 Wet (8 hrs fuel, coolant, & POLs): 152
 Volume (ft³): 5.9

Aural Signature

Audio Rating: 79dBA @ 7 meters

Replaced Item(s)

N/A

Transportability

Four Person, Man Portable.

Associated TAMCN(s)

N/A

COLD WEATHER KIT
TAMCN: B1010



TC-509

DESCRIPTION AND FUNCTION

The Cold Weather Kit is employed during cold weather operations (temperatures below 32°F to -25°F) to prevent water in the TWPS from freezing. The Cold Weather Kit is provided an extended capability module for the MC-TWPS. One Cold Weather Kit is shipped per every two MC-TWPS. The module is housed in it's own metal shipping container.

TECHNICAL DESCRIPTION

Dimensions

Height:	36 in.
Length:	48 in.
Width:	48 in.
Weight:	2,191 lb

Replaced Item(s) N/A

Transportability N/A

Associated TAMCN(s) N/A

GENERATOR SET, DIESEL ENGINE, 60 KW, 400 HZ
TAMCN: B1016



TC-288-1

National Stock Number/ID Number	
6115-01-274-7395	09245A

DESCRIPTION AND FUNCTION

The 60 kW Generator Set, MEP-816A, is a fully enclosed, self-contained, skid-mounted, portable unit. It is equipped with controls, instruments, and accessories necessary for operation as a single unit or in parallel with another unit of the same class and mode. The generator set consists of a diesel engine, brushless generator, excitation system, speed governing system, fuel system, 24 Vdc starting system, control system, and fault system. The generator set is designed to be used with any piece of equipment requiring a medium source of A/C power and operates in a "Hot and Basic" climatic condition range of -25°F to 120°F.

TECHNICAL DESCRIPTION**Generator Set**

Manufacturer: MCII
 Model: MEP-816A
 Volts: 120/208/240/416
 Frequency (Hz): 400
 Speed (RPM): 2,000
 Phase: 3

Fuel

Fuel Capacity: 43 gal.
 Fuel Consumption: 5.37 gph
 Fuel Requirement: Diesel/JP-8

Dimensions

Length (in.): 87
 Width (in.): 35.7
 Height (in.): 59
 Weight (lb)

Engine

Manufacturer: John Deere
 Model: 6059T
 Type: 4 Cycle
 Cylinders: 6
 Displacement: 359 in.³ (5.9 L)
 Horsepower: 134 @ 2,000 RPM
 Compression: 17.8:1

Dry: 3,606
 Wet (8 hrs fuel, coolant, & POLs): 4,042
 Volume (ft³): 103

Aural Signature

Audio Rating: 72dBA @ 7 meters

Replaced Item(s)

MEP-115

Transportability

All variants of the USMC M353 trailer

Associated TAMCN(s)

N/A

**GENERATOR SET, DIESEL ENGINE, 60 KW, 400 HZ
TAMCN: B1016**



TC-288

<i>National Stock Number/ID Number</i>	
6115-01-462-0292	09245B

DESCRIPTION AND FUNCTION

The 60 kW Generator Set, MEP-816B, is a fully enclosed, self-contained, skid-mounted, portable unit. It is equipped with controls, instruments, and accessories necessary for operation as a single unit or in parallel with another unit of the same class and mode. The generator set includes a diesel engine, brushless generator, cooling system, excitation system, governing system, fuel system, 24 Vdc starting system, DCS, and fault system. The generator set is designed to be used with any piece of equipment requiring a medium source of A/C power and operates in a "Hot and Basic" climatic condition range of -25°F to 120°F.

TECHNICAL DESCRIPTION**Generator Set**

Manufacturer: MCII
 Model: MEP-816B
 Volts: 120/208/240/416
 Frequency (Hz): 400
 Speed (RPM): 2,000
 Phase: 3

Fuel

Fuel Capacity: 43 gal.
 Fuel Consumption: 5.37 gph
 Fuel Requirement: Diesel/JP-8

Dimensions

Length (in.): 87
 Width (in.): 35.7
 Height (in.): 59
 Weight (lb)

Engine

Manufacturer: John Deere
 Model: 6068TF151
 Type: 4 Cycle
 Cylinders: 6
 Displacement: 359 in.³ (5.9 L)
 Horsepower: 134 @ 2,000 RPM
 Compression: 17.0:1

Dry: 3,603
 Wet (8 hrs fuel, coolant, & POLs): 4,042
 Volume (ft³): 103

Aural Signature

Audio Rating: 72dBA @ 7 meters

Replaced Item(s)

MEP-115A, MEP-816A

Transportability

All variants of the USMC M353 trailer

Associated TAMCN(s)

N/A

**GENERATOR SET, DIESEL ENGINE, 60 KW, 60 HZ
TAMCN: B1021**



TC-289-1

National Stock Number/ID Number	
6115-01-274-7390	09244A

DESCRIPTION AND FUNCTION

The 60 kW Generator Set, MEP-806A, is a fully enclosed, self-contained, skid-mounted, portable unit. It is equipped with controls, instruments, and accessories necessary for operation as a single unit or in parallel with another unit of the same class and mode. The generator set consists of a diesel engine, brushless generator, excitation system, speed governing system, fuel system, 24 Vdc starting system, control system, and fault system. The generator set is designed to be used with any piece of equipment requiring a medium source of A/C power and operates in a "Hot and Basic" climatic condition range of -25°F to 120°F.

TECHNICAL DESCRIPTION**Generator Set**

Manufacturer: MCII
 Model: MEP-806A
 Volts: 120/208/240/416
 Frequency (Hz): 50/60
 Speed (RPM): 1,800
 Phase: 3

Fuel

Fuel Capacity: 43 gal.
 Fuel Consumption: 5.06 gph
 Fuel Requirement: Diesel/JP-8

Dimensions

Length (in.): 87
 Width (in.): 35.7
 Height (in.): 59

Engine

Manufacturer: John Deere
 Model: 6059T
 Type: 4 Cycle
 Cylinders: 6
 Displacement: 359 in.³ (5.9 L)
 Horsepower: 134 @ 1,800 RPM
 Compression: 17.8:1

Weight (lb)
 Dry: 3,556
 Wet (8 hrs fuel, coolant, & POLs): 3,992
 Volume (ft³): 103

Aural Signature

Audio Rating: 70dBA @ 7 meters

Replaced Item(s)

MEP-006A

Transportability

All variants of the USMC M353 trailer

Associated TAMCN(s)

N/A

GENERATOR SET, DIESEL ENGINE, 60 KW, 60 HZ
TAMCN: B1021



TC-289

<i>National Stock Number/ID Number</i>	
6115-01-462-0291	09244B

DESCRIPTION AND FUNCTION

The 60 kW Generator Set, MEP-806B, is a fully enclosed, self-contained, skid-mounted, portable unit. It is equipped with controls, instruments, and accessories necessary for operation as a single unit or in parallel with another unit of the same class and mode. The generator set includes a diesel engine, brushless generator, cooling system, excitation system, governing system, fuel system, 24 Vdc starting system, DCS, and fault system. The generator set is designed to be used with any piece of equipment requiring a medium source of A/C power and operates in a "Hot and Basic" climatic condition range of -25°F to 120°F.

TECHNICAL DESCRIPTION**Generator Set**

Manufacturer: MCII
 Model: MEP-806B
 Volts: 120/208/240/416
 Frequency (Hz): 50/60
 Speed (RPM): 1,800
 Phase: 3

Engine

Manufacturer: John Deere
 Model: 6068TF151
 Type: 4 Cycle
 Cylinders: 6
 Displacement: 359 in.³ (5.9 L)
 Horsepower: 134@1,800 RPM
 Compression: 17.0:1

Fuel

Fuel Capacity: 43 gal.
 Fuel Consumption: 5.06 gph
 Fuel Requirement: Diesel/JP-8

Dimensions

Length (in.): 87
 Width (in.): 35.7
 Height (in.): 59
 Weight (lb)
 Dry: 3,556
 Wet (8 hrs fuel, coolant, & POLs): 3,992
 Volume (ft³): 103

Aural Signature

Audio Rating: 70dBA @ 7 meters

Replaced Item(s)

MEP-006A, MEP-806A

Transportability

All variants of the USMC M353 trailer

Associated TAMCN(s)

N/A

**GENERATOR SET, DIESEL ENGINE, 100 KW, 60 HZ
TAMCN: B1045**



TC-290-2

<i>National Stock Number/ID Number</i>	
6115-00-133-9101	07464A

DESCRIPTION AND FUNCTION

The Generator Set, Diesel Engine Driven, Skid Mounted, 100 kW, MEP-007A, is a self-contained, transportable source of A/C power. A 100 kW synchronous, brushless generator is directly powered by a six-cylinder, water-cooled, four-cycle, turbocharged diesel engine. Both the engine and generator are mounted on a welded I-beam skid base and contained within a steel-paneled housing enclosure. The generator set is provided with the controls, instruments, and accessories necessary for its operation, monitoring, and control. The generator set is designed to be used with any piece of equipment requiring a large source of external A/C power and operates in a "Hot and Basic" climatic condition range of -25°F to 125°F.

TECHNICAL DESCRIPTION**Generator Set**

Manufacturer: Consolidated Diesel Electric Co
 Model: MEP-007A
 Volts: 120/208/240/416
 Frequency (Hz): 60
 Speed (RPM): 2,400
 Phase: 3

Fuel

Fuel Capacity: 90 gal.
 Fuel Consumption: 6 gph
 Fuel Requirement: Diesel/JP-8

Dimensions

Length (in.): 106
 Width (in.): 40
 Height (in.): 65

Engine

Manufacturer: Caterpillar
 Model: D333C(T)
 Type: 4 Cycle, turbocharged
 Cylinders: 6
 Displacement: 638 in.³ (10.45 L)
 Horsepower: 170 @ 1,800 RPM

Weight (lb)
 Dry: 6,680
 Wet (8 hrs fuel, coolant, & POLs): 7,500
 Volume (ft³): 156

Aural Signature

Audio Rating: 72dBA @ 7 meters

Replaced Item(s)

N/A

Transportability

Medium Tactical Vehicle Replacement (MTVR)

Associated TAMCN(s)

N/A

GENERATOR SET, DIESEL ENGINE, 100 KW, 60 HZ
TAMCN: B1045



TC-290-1

<i>National Stock Number/ID Number</i>	
6115-01-036-6374	07464B

DESCRIPTION AND FUNCTION

The Generator Set, Diesel Engine Driven, Skid Mounted, 100 kW MEP-007B, is a self-contained, transportable source of A/C power. A 100 kW synchronous, brushless generator is directly powered by a six-cylinder, water-cooled, four-cycle, turbocharged diesel engine. Both the engine and generator are mounted on a welded I-beam skid base and contained within a steel-paneled housing enclosure. The generator set is provided with the controls, instruments, and accessories necessary for its operation, monitoring, and control. The generator set is designed to be used with any piece of equipment requiring a large source of external A/C power and operates in a "Hot and Basic" climatic condition range of -25°F to 125°F.

TECHNICAL DESCRIPTION**Generator Set**

Manufacturer: Fermont
 Model: MEP-007B
 Volts: 120/208/240/416
 Frequency (Hz): 50/60
 Speed (RPM): 2,400
 Phase: 3

Engine

Manufacturer: Caterpillar
 Model: D3306(T)
 Type: 4 Cycle, turbocharged
 Cylinders: 6
 Displacement: 638 in.³ (10.45 L)
 Horsepower
 50Hz: 181 @ 1,500 RPM
 60Hz: 217 @ 1,800 RPM

Fuel

Fuel Capacity: 91 gal.
 Fuel Consumption: 6 gph
 Fuel Requirement: Diesel/JP-8

Dimensions

Length (in.): 106
 Width (in.): 40
 Height (in.): 65
 Weight (lb)

Dry: 6,680
 Wet (8 hrs fuel, coolant, & POLs): 7,500

Volume (ft³): 156

Aural Signature

Audio Rating: 72dBA @ 7 meters

Replaced Item(s)

N/A


Transportability

Medium Tactical Vehicle Replacement (MTVR)

Associated TAMCN(s)

N/A

GENERATOR SET, DIESEL ENGINE, 100 KW, 60 HZ
TAMCN: B1045



TC-290

National Stock Number/ID Number	
6115-01-296-1463	07464C

DESCRIPTION AND FUNCTION

The 100 kW Generator Set, MEP-807A, is a fully enclosed, self-contained, skid-mounted, portable unit. It is equipped with controls, instruments, and accessories necessary for operation as a single unit or in parallel with another unit of the same class and mode. The generator set consists of a diesel engine, brushless generator, excitation system, speed governing system, fuel system, 24 Vdc starting system, control system, fault system, and Electronic Modular Control Panel (EMCP). The generator set is designed to be used with any piece of equipment requiring a large source of A/C power and operates in a "Hot and Basic" climatic condition range of -25°F to 120°F.

TECHNICAL DESCRIPTION**Generator Set**

Manufacturer: Fermont
 Model: MEP-807A
 Volts: 120/208/240/416
 Frequency (Hz): 50/60
 Speed (RPM): 2,400
 Phase: 3

Fuel

Fuel Capacity: 66 gal.
 Fuel Consumption: 7.85 gph
 Fuel Requirement: Diesel/JP-8

Dimensions

Length (in.): 106
 Width (in.): 40
 Height (in.): 65

Engine

Manufacturer: Caterpillar
 Model: 3126B
 Type: 4 Cycle
 Cylinders: 6
 Displacement: 442 in.³ (7.25 L)
 Horsepower: 250 @ 1,800 RPM
 Compression: 16.0:1

Weight (lb)
 Dry: 5,500
 Wet (8 hrs fuel, coolant, & POLs): 6,100
 Volume (ft³): 156

Aural Signature

Audio Rating: 72dBA @ 7 meters

Replaced Item(s) MEP-007A, MEP-007B, MEP-007C

Transportability Medium Tactical Vehicle Replacement (MTVR)

Associated TAMCN(s) N/A

MOTORIZED ROAD GRADER
TAMCN: B1082



TC-054

National Stock Number/ID Number	
3805-01-303-6152 (MPS and Prepo Norway only)	09089A
3805-01-150-4795 (All Others)	09089B

DESCRIPTION AND FUNCTION

The Motorized Road Grader is a self-propelled grading machine powered by a diesel engine. It is rubber-tired, four-wheel drive, and has an articulated frame and front-wheel steer design. The primary use is for building and maintaining roads and airfields. The fuel capacity is 75 gal. (284 L) with a maximum travel speed of 24.5 mph (39.4 kph).

OPERATING AND SHIPPING DATA**Operating Mode**

Weight:	30,790 lb (13,966 kg)
Width:	95 in. (241 cm)
Length:	327 in. (831 cm)
Height:	127 in. (323 cm)
Cube:	2,283.1 ft ³ (64.65 m ³)
Square Stowage:	215.7 ft ² (20.04 m ²)

Shipping Mode

Weight:	30,790 lb (13,966 kg)
Width:	95 in. (241 cm)
Length:	327 in. (831 cm)
Height:	127 in. (323 cm)
Cube:	2,283.1 ft ³ (64.65 m ³)
Square Stowage:	215.7 ft ² (20.04 m ²)

Replaced Item(s) N/A

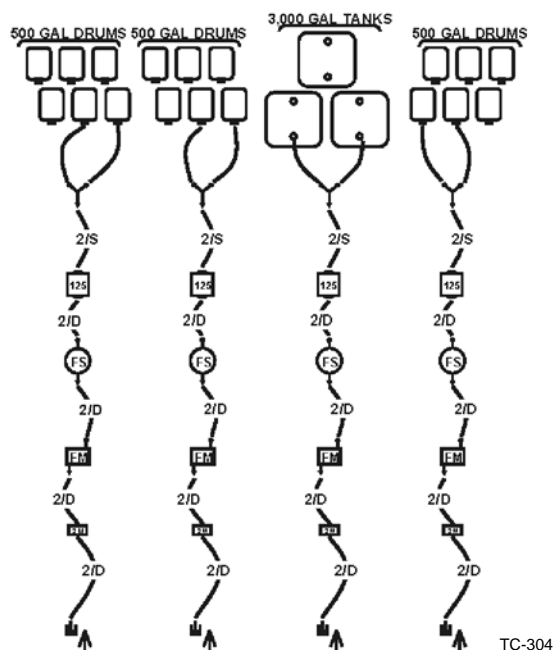
Transportability N/A

Associated TAMCN(s) J3087, U0002

HELICOPTER EXPEDIENT REFUELING SYSTEM

TAMCN: B1135

HELICOPTER EXPEDIENT REFUELING SYSTEM (HERS)



<i>National Stock Number/ID Number</i>	
4930-01-114-9930	07387C

DESCRIPTION AND FUNCTION

The Helicopter Expedient Refueling System is designed for support of helicopter refueling operations in forward areas and remote sites. It is normally used in Forward Arming and Refueling Point (FARP) operations. Versatility, easily transportable, and quick setup are the key elements of the system. The HERS has a maximum capacity of 18,000-gallons with 500-gallon bladders and 3,000-gallon collapsible tanks and a pumping capability of 150 GPM. It may be deployed as a whole, in part, or with other tactical fuel systems.

TECHNICAL DESCRIPTION

Manufacturer: Multiple Components

Lift Capacity: 0

Capacity: 1.3 gallons

Fuel

Fuel Consumption per Hour:

0.4 GPH

Fuel data based off
one 150 GMP Pump

OPERATING AND SHIPPING DATA**Operating Mode**

Weight: Dependent on mission
Width: Dependent on mission
Length: Dependent on mission
Height: Dependent on mission
Cube: Dependent on mission
Square Stowage: Dependent on mission

Shipping Mode

Weight: 6,134 (2,782 kg)
Width: 900 in. (2,286 cm)
Length: 1800 in. (4,572 cm)
Height: 144 in. (366 cm)
Cube: 135,000 ft³ (3,822.77 m³)
Square Stowage: 1,250 ft² (116.13 m²)

Replaced Item(s)

N/A

Transportability

Capable of being transported by organic Marine Corps motor transport and material handling equipment and C-5, C-141, C-17, C-130 aircraft

Associated TAMCN(s)

B0570, B0573, B2170, B2730

HOSE REEL SYSTEM

TAMCN: B1139



TC-056

<i>National Stock Number/ID Number</i>	
4930-01-462-1304	10596A


DESCRIPTION AND FUNCTION

The Hose Reel System (HRS) provides bulk fuel transfer capability within the Marine Air-Ground Task Force (MAGTF). Each system has a total of five miles of 6-inch lay-flat lightweight fuel hose on eleven hose reels (each reel contains 2,400 foot or four sections of 6-inch by 600-foot lay-flat lightweight fuel hose). The HRS system consists of two base units, two power units, eleven hose reels, and ancillary components necessary to interconnect to the other tactical fuel systems. The HRS has a manual deployment capability of 5 mph and a powered deployment and retrieval capability of 2 to 2.5 mph.

OPERATING AND SHIPPING DATA

<u>Operating Mode (Base with Reel and Power Unit)</u>		<u>Shipping Mode</u>	
Weight:	6,820 lb (3,094 kg)	Weight:	60,000 lb (27,216 kg)
Width:	96 in. (244 cm)	Width:	4 containers each 96 in. (244 cm)
Length:	79 in. (201 cm)	Length:	4 containers each 96 in. (244 cm)
Height:	83 in. (221 cm)	Height:	4 containers each 96 in. (244 cm)
Cube:	364.30 ft ³ (10.3 m ³)	Cube:	3,168 ft ³ (89.70 m ³)
Square Stowage:	52.33 ft ² (4.7 m ²)	Square Stowage:	528 ft ² (49.05 m ²)
<u>Replaced Item(s)</u>	N/A		
<u>Transportability</u>	N/A		
<u>Associated TAMCN(s)</u>	N/A		

HYPOCHLORINATION UNIT, PURIFICATION, 2-350
TAMCN: B1140



TC-365

National Stock Number/ID Number	
4610-01-364-4485	09476B

DESCRIPTION AND FUNCTION

The Hypochlorination Unit, Purification is designed to mix a proportional amount of hypochlorite solution (sanitizing agent) with water in the Tactical Water Distribution System (TWDS). The unit may be positioned in the TWDS so that water is chlorinated prior to entering the storage tank or before delivery to the user.

TECHNICAL DESCRIPTION

Manufacturer:

Alpine Industries

Fuel

Lift Capacity:

N/A

Fuel Consumption per Hour:

N/A

Capacity:

N/A

OPERATING AND SHIPPING DATA**Operating Mode**

N/A

Shipping Mode

Weight:

Weight:

450 lb

Width:

Width:

34 in. (86 cm)

Length:

Length:

43 in. (109 cm)

Height:

Height:

38 in.

Cube:

Cube:

33 ft³

Square Stowage:

Square Stowage: 1

1 ft²**Replaced Item(s)**

N/A

Transportability

MTVR HMMWV

Associated TAMCN(s)

B0571, B1620, B2130, B2131, B2132, B2133, B2134, B2135, B2136, B2137, B2138, B2139, B2391, B2394, B2395, B2631, B2632

TOOL KIT, IM, F/TRACTOR, FT, W/ANGLE BLADE
TAMCN: B1191



National Stock Number/ID Number	
5180-01-261-7881	09085A

TC-313

DESCRIPTION AND FUNCTION

The Tool Kit, Intermediate is a 3rd and 4th echelon tool kit for the Tractor, Full Tracked, w/Angle Blade T-5 (B2464).

TECHNICAL DESCRIPTION

Panel

Manufacturer:

Model: 022165SL87

Dimensions

Length (in.):

Width (in.):

Height (in.):

Replaced Item(s) N/A

Transportability N/A

Associated TAMCN(s) B2460, B2464

MK 2 MOD 0 MINE CLEARANCE SYSTEM TRAILER MOUNTED
TAMCN: B1298



TC-506

<i>National Stock Number/ID Number</i>	
1055-01-281-2770	09153A

DESCRIPTION AND FUNCTION

The MK 155 MOD 0/1 is a hydraulically elevated launch rail and container frame for the M58 Linear Demolition Charge (LDC). It mounts to the M353 general purpose trailer chassis. This mobility allows it to provide the only responsive, explosive minefield/obstacle clearing capability in the Marine Corps inventory. The system is operated from inside the host vehicle thus protecting the operators from direct and indirect fires during employment. The M58 Linear Demolition Charge will breach a lane approximately 8 m wide by 100 m long. When combined with the M353 or M200 trailer chassis, and M58/68 line charge and MK22 rocket, the MK 155 becomes the MK 2 MOD 0 Mine Clearance System. (M68 is the inert round).

OPERATING AND SHIPPING DATA**Operating Mode**

Weight: w/LDC and Rocket	6,800 lb (3,084 kg)
Width:	95 in. (241 cm)
Length:	187 in. (475 cm)
Height:	71 in. (180 cm)
Cube	729.9 ft ³ (20.67 m ³)
Square Stowage:	123.4 ft ² (11.56 m ²)

Shipping Mode

Weight: w/LDC and Rocket	910 lb (413 kg)
Width:	65 in. (165 cm)
Length:	102 in. (259 cm)
Height:	74 in. (188 cm)
Cube:	283.9 ft ³ (8.04 m ³)
Square Stowage:	46 ft ² (4.27 m ²)

Capacity

Fuel Consumption per Hour	N/A
Lift Capacity:	TBD

Replaced Item(s) N/A

Transportability N/A

Associated TAMCN(s) N/A

**MAINTENANCE PLATFORM, AIR MOBILE CRANE
TAMCN: B1300**



TC-060

<i>National Stock Number/ID Number</i>	
2320-01-312-2616	09377A

DESCRIPTION AND FUNCTION

The Maintenance Platform is a boom-attached work platform, provides a leveling platform intended for raising personnel and equipment to a work situation. Allowable load including personnel and equipment is 600 pounds. The Platform is used with Air Mobile Crane (B0446 pg. 2-59).

TECHNICAL DESCRIPTION

Manufacturer: Koehring Cranes and Excavators, Inc.

OPERATING AND SHIPPING DATA**Operating Mode**

Weight:	600 lb (272 kg)
Width:	64 in. (163 cm)
Length:	64 in. (163 cm)
Height:	90 in. (229 cm)
Cube:	Varies
Square Stowage:	Varies

Shipping Mode

Weight:	1,005 lb (456 kg)
Width:	64 in. (163 cm)
Length:	76 in. (193 cm)
Height:	66 in. (168 cm)
Cube:	185.7 ft ³ (5.26 m ³)
Square Stowage:	33.7 ft ² (3.13 m ²)

Replaced Item(s) N/A

Transportability N/A

Associated TAMCN(s) B0446

MK 1 MOD MINE CLEARANCE SYSTEM**TAMCN: B1315**

National Stock Number/ID Number	
1055-01-226-6338	09962A

DESCRIPTION AND FUNCTION

The MK 154 Mine Clearance Launcher is a hydraulically elevated launch rail and container frame for three (3) M59 Linear Demolition Charges. This kit is easily installed in an AAVP7A1 when required, and removed when not needed. The MK154 launcher provides the only mobile, multiple shot, explosive minefield clearance capability in the U.S. inventory. The system has the capability to launch from the water and employ against Shallow Water Mines (SWM) and continue inland. Operators deploy the line charges from inside the AAV, thus offering them protection from direct and indirect fires. The kit has the potential to clear one 8 x 300 m lane or three 8 x 100 m lanes, when all charges are deployed. When combined with the AAV, three M59/69 line charges and three MK 22 rockets, the system becomes the MK 1 MOD 0 Mine Clearance System.

OPERATING AND SHIPPING DATA**Operating Mode**

Weight:	3,040 lb (1,379 kg)
Width:	75 in. (191 cm)
Length:	140 in. (356 cm)
Height:	48 in. (122 cm)
Cube:	291.7 ft ³ (8.26 m ³)
Square Stowage:	72.9ft ² (6.77 m ²)

Shipping Mode

Weight:	8,790 lb (3,987 kg)
Width:	95.9 in. (244 cm)
Length:	175.8 in. (447 cm)
Height:	60.5 in. (154 cm)
Cube:	591.6 ft ³ (16.75 m ³)
Square Stowage:	117.3ft ² (10.90 m ²)

Replaced Item(s) N/A**Transportability** N/A**Associated TAMCN(s)** N/A



2-109

AVIATION FUEL CONTAMINATION TEST KIT
TAMCN: B1420

<i>National Stock Number/ID Number</i>	
6630-01-008-5524	01461B
6630-01-347-9670	01461C



TC-063

DESCRIPTION AND FUNCTION

The Aviation Fuel Contamination Test Kit is a portable petroleum quality surveillance kit consisting of components and testing equipment capable of determining contamination levels in aviation fuels. The kit has the capability to take in-line samples in tactical fuel systems, mobile refueling equipment, and commercial refueling equipment. The kit can test for specific gravity, free-water, and particulate contamination in aviation fuel samples. The Aviation Fuel Contamination Test Kit is associated with the (TAMCN B0675, pg. 2-80) Tactical Airfield Fuel Dispensing System and (TAMCN B0685, pg. 2-82) Amphibious Assault Fuel System.

OPERATING AND SHIPPING DATA**Operating Mode**

Weight:	Varies
Width:	Varies
Length:	Varies
Height:	Varies
Cube:	Varies
Square Stowage:	Varies

Shipping Mode

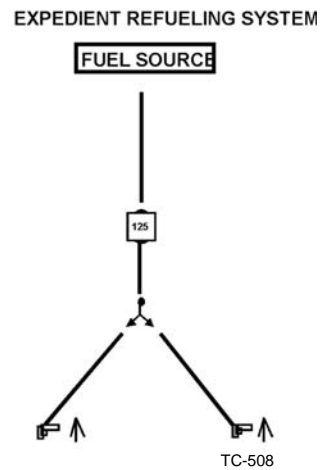
Weight:	45 lb (20 kg)
Width:	14.5 in. (37 cm)
Length:	21.5 in. (55 cm)
Height:	16.5 in. (42 cm)
Cube:	3 ft ³ (0.08 m ³)
Square Stowage:	2.2 ft ² (0.20 m ²)

Replaced Item(s) N/A

Transportability N/A

Associated TAMCN(s) N/A

EXPEDIENT REFUELING SYSTEM (ERS) TAMCN: B1570



<i>National Stock Number/ID Number</i>	
4930-01-182-5028	03707F

DESCRIPTION AND FUNCTION

The Expedient Refueling System is an easily transportable and high mobile tactical fuel system designed for refueling of ground vehicles in advanced positions and consists of 150 GPM pump and ancillary components necessary to establish two refueling points. The system is normally used in conjunction with the 500-gallon bladder and 3,000-gallon collapsible tank.

TECHNICAL DESCRIPTION

Manufacturer: Multiple Components
 Lift Capacity: 0
 Capacity: 1.3 gal.

Fuel

Fuel Consumption per Hour: 0.4 gph

Fuel data based off
one 150 GPM Pump

OPERATING AND SHIPPING DATA

Operating Mode

Weight: Dependent on mission
 Width: Dependent on mission
 Length: Dependent on mission
 Height: Dependent on mission
 Cube: Dependent on mission
 Square Stowage: Dependent on mission

Shipping Mode

Weight: 243 lb (110 kg)
 Width: 40 in. (102 cm)
 Length: 50.6 in. (129 cm)
 Height: 29.9 in. (68 cm)
 Cube: 31.5 ft³ (0.89 m³)
 Square Stowage: 14.1 ft² (1.31 m²)

Replaced Item(s)

N/A

Transportability

Capable of being transported by organic Marine Corps motor transport and material handling equipment and C-5, C-141, C-17, C-130 aircraft

Associated TAMCN(s)

B0570, B0573

PUMP MODULE, FUEL SIX CONTAINER (SIXCON)**TAMCN: B1580**

TC-067

National Stock Number/ID Number	
4030-01-240-4579	09003A

DESCRIPTION AND FUNCTION

The Six Container (SIXCON) Fuel Pump Module is a component of the SIXCON system, a module system consisting of five tank modules and one pump module. The six modules attached together to form an ISO/ANSI configured 8 x 8 x 20 foot module. The SIXCON Fuel Pump Module has the capability for refueling and defueling both aircraft and ground vehicles, it has a 150 GPM pumping rate, aviation grade fuel filtration, 50-foot of 2-inch refueling hose with pressure and open port refueling nozzles, and ancillary components necessary for inter-connecting to the (TAMCN B2085 pg. 2-128) SIXCON Fuel Tank Module. The SIXCON fuel modules can be used as a mobile refueling asset or as a stationary refueling capability.

OPERATING AND SHIPPING DATA**Operating Mode**

Weight:	2,300 lb (1,043 kg)
Width:	96 in. (244 cm)
Length:	78 in. (198 cm)
Height:	48 in. (122 cm)
Cube:	207 ft ³ (5.86m ³)
Square Stowage:	52 ft ² (4.83m ²)

Shipping Model

Weight:	2,300 lb (1,043 kg)
Width:	96 in. (244 cm)
Length:	78 in. (198 cm)
Height:	48 in. (122 cm)
Cube:	207 ft ³ (5.86 m ³)
Square Stowage:	52 ft ² (4.83 m ²)

Replaced Item(s) N/A**Transportability** N/A**Associated TAMCN(s)** B2085

PUMP MODULE, WATER SIX CONTAINER (SIXCON)**TAMCN: B1581**

TC-068

National Stock Number/ID Number	
4320-01-318-1853	09444A

DESCRIPTION AND FUNCTION

The SIXCON Water Pump Module is a component of the SIXCON system, a module system consisting of five tank modules and one pump module. The six modules attached together to form an ISO/ANSI configured 8 x 8 x 20 foot module. The SIXCON Water Pump Module has the capability for dispensing potable water, it has a 150 GPM pumping rate and includes ancillary components for two dispensing points. It is used with the (TAMCN B2086, pg. 2-129) SIXCON Water Tank Module. The SIXCON Water modules can be used as a mobile water dispensing asset or as a stationary dispensing capability.

OPERATING AND SHIPPING DATA**Operating Mode**


Weight:	2,300 lb (1,043 kg)
Width:	96 in. (244 cm)
Length:	78 in. (198 cm)
Height:	48 in. (122 cm)
Cube:	207 ft ³ (5.86m ³)
Square Stowage:	52 ft ² (4.83m ²)

Shipping Mode

Weight:	2,300 lb (1,043 kg)
Width:	96 in. (244 cm)
Length:	78 in. (198 cm)
Height:	48 in. (122 cm)
Cube:	207 ft ³ (5.86 m ³)
Square Stowage:	52 ft ² (4.83 m ²)

Replaced Item(s) N/A**Transportability** N/A**Associated TAMCN(s)** B2086

**PUMP, WATER, 350 GPM
TAMCN: B1582**



<i>National Stock Number/ID Number</i>	
4320-01-158-2954	09540A

TC-331

DESCRIPTION AND FUNCTION

The 350 GPM Water Pump is designed specifically to transfer water, and is the primary pump within the Tank Farm Interconnection Sets. It consists of an air-cooled, three-cylinder diesel engine and a self-priming centrifugal pump mounted on a two-wheel frame assembly. The pump has an output volume of 350 GPM at 275 foot of head and a designed working pressure of 125 psi. It is used in the (TAMCN B2138, pg. 2-140) 350 GPM Pump Tank Farm Interconnection Set.

OPERATING AND SHIPPING DATA**Operating Mode**

Weight:	2,400 lb (1,089 kg)
Width:	54 in. (137 cm)
Length:	78 in. (198 cm)
Height:	48 in. (122 cm)
Cube:	111 ft ³ (3.14 m ³)
Square Stowage:	30 ft ² (2.79 m ²)

Shipping Mode

Weight:	2,400 lb (1,089 kg)
Width:	54 in. (137 cm)
Length:	78 in. (198 cm)
Height:	48 in. (122 cm)
Cube:	111 ft ³ (3.14 m ³)
Square Stowage:	30 ft ² (2.79 m ²)

Replaced Item(s) N/A**Transportability** N/A**Associated TAMCN(s)** N/A

**PUMP, FUEL, 600 GPM
TAMCN: B1583**



TC-209

National Stock Number/ID Number	
4320-01-533-6417	11222A

DESCRIPTION AND FUNCTION

The 600 GPM Fuel Pump is designed specifically to transfer fuel, and is the primary pump within the (TAMCN B0675, pg. 2-80) Tactical Airfield Fuel Dispensing System and the (TAMCN B0685, pg. 2-82) Amphibious Assault Fuel System. It consists of a turbo-charged, four-cylinder diesel engine and a self-priming centrifugal pump mounted on a two-wheel frame assembly. The pump has an output volume of 600 GPM at 340 foot of head and a designed working pressure of 150 psi. It is an SL-3 component of AAFS and TAFDS.

OPERATING AND SHIPPING DATA**Operating Mode**

Weight:	4,060 lb (1,841.6 kg)
Width:	70.4 in. (178.8 cm)
Length:	151 in. (383.54 cm)
Height:	71.8 in. (182.4 cm)
Cube:	442 ft ³ (12.50 m ³)
Square Stowage:	73.35 ft ² (6.81 m ²)

Shipping Mode

Weight:	4,060 lb (1,841.6 kg)
Width:	70.4 in. (178.8 cm)
Length:	151 in. (383.54 cm)
Height:	71.8 in. (182.4 cm)
Cube:	442 ft ³ (12.50 m ³)
Square Stowage:	73.35 ft ² (6.81 m ²)

<u>Replaced Item(s)</u>	N/A
--------------------------------	-----

<u>Transportability</u>	N/A
--------------------------------	-----

<u>Associated TAMCN(s)</u>	N/A
-----------------------------------	-----

PUMP SET, 65 GPM, 50 FT HEAD
TAMCN: B1620



TC-330

<i>National Stock Number/ID Number</i>	
4320-01-547-8734	00970C

DESCRIPTION AND FUNCTION

The 65 GPM Pump Set is a compact, frame mounted, general-purpose pump. It is comprised of a centrifugal pump, gas or diesel engine, and ancillary hoses. The pump set is used in conjunction with the Tactical Water Distribution System, Tank Farm Interconnection Sets, or as a general-use pump.

OPERATING AND SHIPPING DATA**Operating Mode**

Weight:	220 lb (100 kg)
Width:	20 in. (51 cm)
Length:	28 in. (71 cm)
Height:	30 in. (76 cm)
Cube:	9.7 ft ³ (0.27 m ³)
Square Stowage:	3.9 ft ² (0.36 m ²)

Shipping Mode

Weight:	220 lb (100 kg)
Width:	20 in. (51 cm)
Length:	28 in. (71 cm)
Height:	30 in. (76 cm)
Cube:	9.7 ft ³ (0.27 m ³)
Square Stowage:	3.9 ft ² (0.36 m ²)

Replaced Item(s) N/A

Transportability N/A

Associated TAMCN(s) N/A

IMPROVED RIBBON BRIDGE RAFT SET RAMP BAY
TAMCN: B1625



TC-346

National Stock Number/ID Number	
2090-01-316-2576	09439A

DESCRIPTION AND FUNCTION

The Improved Ribbon Bridge Raft Set, consists of two (2) ramp bays, five (5) interior bays and the necessary components to construct a 5-bay conventional floating raft, capable of carrying tracked/wheeled vehicles up to military load class (MLC) 80 in., and currents up to 8 fps. Shipping information includes a MK18 LVS rear body unit used to transport both types of bays. The raft can be launched from the transporter at the shoreline and a bridge erecting boat can help guide the raft. It is easily recovered, reloaded and refolded.

TECHNICAL DESCRIPTION

Manufacturer:	United Defense, York PA	<u>Lift Capacity</u>	80-Ton of tracked vehicles or 100-Ton of wheeled vehicles per raft set
---------------	-------------------------	-----------------------------	--

Capacity

Fuel Consumption per Hour:	N/A
----------------------------	-----

OPERATING AND SHIPPING DATA**Operating Mode**


Weight:	14,000 lb (6,350 kg)
Width:	338 in. (8.59 m)
Length:	271 in. (6.9 m)
Height:	53 in. (1.35 m)
Cube:	1,412.6 ft³ (64.44 m³)
Square Stowage:	605.6 ft² (40.00 m²)

Shipping Mode

Weight:	31,000 lb (14,061 kg)
Width:	126.6 in. (322 cm)
Length:	272.5 in. (692 cm)
Height:	151.5 in. (386 cm)
Cube:	3,034.6 ft³ (85.93 m³)
Square Stowage:	239.6 ft² (22.26 m²)

<u>Replaced Item(s)</u>	Standard Ribbon Bridge, Raft Set
<u>Transportability</u>	Common Bridge Transporter, pallet loading system
<u>Associated TAMCN(s)</u>	B0155

**REFRIGERATION UNIT, ENHANCE
TAMCN: B1645**



TC-258

<i>National Stock Number/ID Number</i>	
4110-01-468-9792	10673A

DESCRIPTION AND FUNCTION

The Refrigeration Unit is a 4,500 BTU, one-piece condenser/evaporator refrigeration unit. It is designed to be used with an insulated container of rigid construction to form a complete combination freezer and chill box and is used to cool/chill the 350 cubic foot capacity Refrigerator, Rigid Box, (TAMCN B1710).

TECHNICAL DESCRIPTION**Unit**

Manufacturer: Thermo King
Model: VM-105-MAX EL

Dimensions

Length (in.): 49.13
Width (in.): 44.05
Height (in.): 33.50
Weight (lb.): 474
Volume (ft³): 41.99
Horizontal/Vertical: Horizontal

Power Req.

Frequency (Hz): 50/60
Voltage/ Phase: 208VAC/3-Phase
Wires: 4-Wire
Max Power Consumption: 5 kW

Refrigerant

R-404A

Capacity

Cooling (BTU/hr): 4,500
Heating (BTU/hr): N/A
CFM: N/A
Duct Size: N/A

Design Maximum Ambient Temperature: 125°F
Min Ambient Cooling: 50°F
Min Ambient Heating: -25°F

Replaced Item(s)

TAMCN B1645, ID: 08713A, NSN 4110-01-152-1946

Transportability

Mounted in Refrigerator, Rigid Box (B1710)/forklift portable

Associated TAMCN(s)

B1710

REFRIGERATOR, RIGID BOX
TAMCN: B1710



TC-259

National Stock Number/ID Number	
4110-01-107-9078	08407A

DESCRIPTION AND FUNCTION

The Refrigerator, Rigid Box is an insulated 350 cubic foot capacity container without a refrigeration unit. The overall refrigerated container assembly is a one-piece welded steel frame with permanently assembled riveted aluminum panels and is designed to be used with the Refrigeration Unit, Enhanced (TAMCN B1645).

TECHNICAL DESCRIPTION

<u>Unit</u>		<u>Dimensions</u>	
Manufacturer:	Heller Truck Body	Length (in.):	117.3
Model:	MRC10	Width (in.):	96.3
		Height (in.):	96.3
<u>Power Req.</u>		Weight (lb):	10,000
Frequency (Hz):	60	Volume (ft ³):	629.6
Voltage/Phase:	120VAC/1-Phase	Horizontal/Vertical:	Horizontal
Wires:	N/A	<u>Refrigerant</u>	N/A
Max Power Consumption:	N/A		N/A
<u>Capacity</u>		Design Maximum Ambient Temperature:	N/A
Cooling (BTU/hr):	N/A	Min Ambient Cooling:	N/A
Heating (BTU/hr):	N/A	Min Ambient Heating:	N/A
CFM:	N/A		
Duct Size:	N/A		
<u>Replaced Item(s)</u>	N/A		
<u>Transportability</u>	Forklift Portable		
<u>Associated TAMCN(s)</u>	B1645		

**REINFORCEMENT SET, MEDIUM GIRDER BRIDGE (MGB)
TAMCN: B1720**



TC-078

National Stock Number/ID Number	
5420-01-139-1503	08710A

DESCRIPTION AND FUNCTION

The Reinforcement Set consists of reinforcing links that are connected to form a pair of chains beneath each bridge girder. Links are connected to bottom panels at the ends of the bridge by reinforcing posts that enable the system to be tensioned as the posts are pulled towards a vertical position by cable jacks. The kit is manufactured in the same light alloy material as the bridge. It is used with the Medium Girder Bridge (MGB) (TAMCN B0152, pg. 2-50).

OPERATING AND SHIPPING DATA**Operating Mode**

Weight:	14,700 lb (6,668 kg)
Width:	96 in. (244 cm)
Length:	96 in. (244 cm)
Height:	240 in. (610 cm)
Cube:	1,280 ft ³ (36.25 m ³)
Square Stowage:	64 ft ² (5.95 m ²)

Shipping Mode

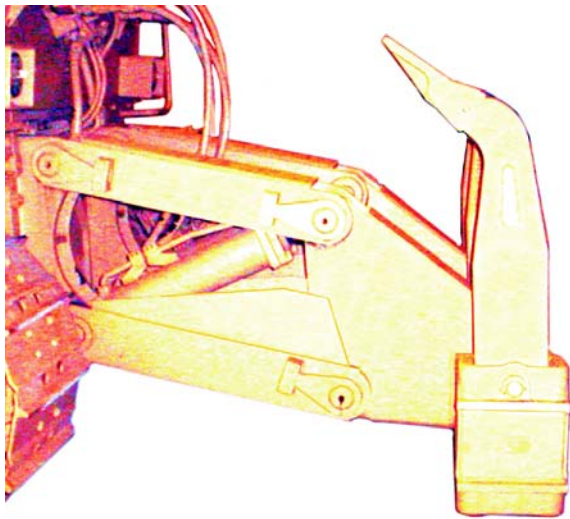
Weight:	14,700 lb (6,668 kg)
Width:	96 in. (244 cm)
Length:	96 in. (244 cm)
Height:	240 in. (610 cm)
Cube:	1,280 ft ³ (36.25 m ³)
Square Stowage:	64 ft ² (5.95 m ²)

Replaced Item(s) N/A

Transportability N/A

Associated TAMCN(s) N/A

THREE SHANK, REAR MOUNTING RIPPER ATTACHMENT
TAMCN: B1775



TC-079

<i>National Stock Number/ID Number</i>	
3830-01-171-5776	06538D

DESCRIPTION AND FUNCTION

The Ripper Attachment, is mounted on the Tractor, Medium, Full-Track (TAMCN B2462, pg. 2-158) and is used to break up hard materials too compacted to be cut by the blades of tractors, graders, or scrapers. It is not normally used for breaking concrete or large tree roots.

OPERATING AND SHIPPING DATA**Operating Mode**

Weight:	5,800 lb (2,631 kg)
Width:	96 in. (244 cm)
Length:	82 in. (208 cm)
Height:	77 in. (196 cm)
Cube:	349 ft ³ (9.88 m ³)
Square Stowage:	54.4 ft ² (5.05 m ²)

Shipping Mode

Weight:	5,800 lb (2,631 kg)
Width:	96 in. (244 cm)
Length:	82 in. (208 cm)
Height:	77 in. (196 cm)
Cube:	349 ft ³ (9.88 m ³)
Square Stowage:	54.4 ft ² (5.05 m ²)

<u>Replaced Item(s)</u>	N/A
--------------------------------	-----

<u>Transportability</u>	N/A
--------------------------------	-----

<u>Associated TAMCN(s)</u>	N/A
-----------------------------------	-----

ROLLER, COMPACTOR, VIBRATORY, SELF-PROPELLED
TAMCN: B1785



TC-314

<i>National Stock Number/ID Number</i>	
3895-01-453-8573	10494A
3895-01-550-8369	10494B

DESCRIPTION AND FUNCTION

Vibratory Compactor is diesel powered, articulated steering, with a bolt on padded shell kit, to support various types of horizontal construction. The Vibratory Compactor will maintain the following capabilities: construction of roads, airfield complexes, dams, open storage areas, hard stands for vehicle and equipment parks, repair of bomb damage on airfields, compaction of building sites.

TECHNICAL DESCRIPTION**Panel**

Manufacturer: Caterpillar
 Model: CS563D

Dimensions

Length (in.): 207
 Width (in.): 104
 Height (in.): 131
 Square Stowage: 167 sq ft
 Cube Stowage: 1,685 cu ft
 Weight (lb): 23,700 lb

Replaced Item(s) N/A
Transportability N/A
Associated TACMN(s) U0006

621B WHEELED TRACTOR-SCRAPER (WTS)**TAMCN: B1922**

TC-347

National Stock Number/ID Number	
3805-01-153-1854	08900A
3805-01-550-7164	08900B

DESCRIPTION AND FUNCTION

The Scraper-Tractor is an open bowl, pneumatic-tired, 2-Axle, 14 to 18 cubic yard capacity, single diesel-powered, articulated frame-steer scraper. It is employed by engineer units in earthmoving operations in the main battle area. It can be used as an earthmover and extractor during road or airfield construction, construction of anti-armor ditches, weapon emplacements, and the hauling and employment of material for obstacles. It is not approved for transporting by air mode.

OPERATING AND SHIPPING DATA**Operating Mode**

Weight: 65,000 lb (29,484 kg)
 Width: 136 in. (345 cm)
 Length: 499 in. (1,257 cm)
 Height: 141 in. (358 cm)
 Cube: 5,537.5 ft³ (156.80 m³)
 Square Stowage: 471.3 ft² (43.79 m²)

Shipping Mode

Weight: 65,000 lb (29,484 kg)
 Width: 136 in. (345 cm)
 Length: 499 in. (1,257 cm)
 Height: 141 in. (358 cm)
 Cube: 5,537.5 ft³ (156.80 m³)
 Square Stowage: 471.3 ft² (43.79 m²)

Replaced Item(s) N/A**Transportability** N/A**Associated TAMCN(s)** U0007

CONSTRUCTION SHOP KIT
TAMCN: B1942



TC-218

<i>National Stock Number/ID Number</i>	
4910-01-550-7118	08165B

DESCRIPTION AND FUNCTION

The Construction Shop Kit consists of construction corded hand and battery powered tools for building construction and repair missions. It is stowed and transported in 5 ruggedized cases.

CONSTRUCTION SHOP KIT			
NSN 4910-01-550-7118	Total Weight lb	# of Cases	Case Dimension
Power Tools	555	2	53"L X 26"W X 22"H
Drill Press and Nailers	664	3	39"L X 22.5"W X 25"H
Total	1,262	5	

OPERATING AND SHIPPING DATA**Shipping Mode**

Weight:	1,262 lb (572 kg)	Length Power Tools Case:	53 in. (135.0 cm)
Width Power Tools Case:	26 in. (66.0 cm)	Length Press and Nailer Case:	39 in. (99.5 cm)
Width Press and Nailer Case:	22.5 in. (57.2 cm)	Height Power Tools Case:	22 in. (56.0 cm)
		Height Press and Nailer Case:	25 in. (64.0 cm)

Replaced Item(s) B1943, B1944 retired and replaced by combined kit, TAMCN B1942

Transportability 5-Ton forklift

Associated TAMCN(s) N/A

SHOP EQUIPMENT, GENERAL PURPOSE, SET NO. 1
TAMCN: B1951



TC-348

<i>National Stock Number/ID Number</i>	
4940-01-235-5080	09018A

DESCRIPTION AND FUNCTION

The Shop Equipment, General Purpose Repair, Semitrailer Mounted (SEGPRSM) is a semitrailer mounted machinist van containing tools and equipment for use in maintenance and repair of mechanical equipment from 1st to 4th echelon. It contains a 10 KW MEP-803A generator or can be driven by alternate AC power source. The van requires input power of 208 volt, 3-phase, 60 Hz for operation. It has an air compressor, and capabilities include drilling, welding, grinding, valve grinding, and honing. It can be open-weather or self contained, including a personnel heater. It has expanding canopies, and frames and curtain assemblies so that an enclosed work area may be set up around the semitrailer.

TECHNICAL DESCRIPTION

Gross Vehicle Weight:	31,000 lb	Air Compressor:	
Length:	351.5 in.	Rating/speed:	2 hp/1,735 rpm
Height:	125.5 in.	Air delivery:	5 cfm at 175 psi
Width:	97 in.		
Cube:	2,476 ft		
Shipping Weight:	30,150 lb		

<u>Replaced Item(s)</u>	N/A
<u>Transportability</u>	N/A
<u>Associated TAMCN(s)</u>	N/A

SKID-MOUNTING ASSEMBLY, SMALL, REMOTE, AIR CONDITIONER
TAMCN: B2004



TC-082

<i>National Stock Number/ID Number</i>	
4120-00-327-5035	07678A

DESCRIPTION AND FUNCTION

The Skid-Mounting Assembly, Small, Remote, Air Conditioner is an aluminum structural assembly with accessories. It is used to mount standard military vertical air conditioners (TAMCN B0004 only) where it is necessary for the unit to be located outside and away from a shelter, van or other temporary style enclosure.

TECHNICAL DESCRIPTION**Unit**

Manufacturer: COMMERCIAL SYS
 Model: SMV-18

Dimensions

Length: 39 in.
 Width: 48 in.
 Height: 56.5 in.
 Weight: 306 lb
 Volume: 61.2 ft³
 Horizontal/Vertical: Vertical

Replaced Item(s)

N/A

Transportability

Forklift Portable

Associated TAMCN(s)

B0004, B0012

SKID-MOUNTING ASSEMBLY, LARGE, REMOTE AIR CONDITIONER
TAMCN: B2006



TC-507

<i>National Stock Number/ID Number</i>	
4120-00-575-7200	07768A

DESCRIPTION AND FUNCTION

The Skid-Mounting Assembly, Large, Remote, Air Conditioner is an aluminum structural assembly with accessories. It is used to mount standard military vertical air conditioners (TAMCN B0006 only) where it is necessary for the unit to be located outside and away from a shelter, van or other temporary style enclosure.

TECHNICAL DESCRIPTION**Unit**

Manufacturer: KECO
 Model: SMV-36

Dimensions

Length: 60 in.
 Width (in.): 46 in.
 Height (in.): 74 in.
 Weight (lb): 545 lb
 Volume (ft³): 118.2 ft³
 Horizontal/Vertical: Vertical

Replaced Item(s)

N/A

Transportability

Forklift Portable

Associated TAMCN(s)

B0006

SIXCON, FUEL STORAGE TANK MODULE**TAMCN: B2085**

TC-083

National Stock Number/ID Number	
5430-01-240-4578	09002A

DESCRIPTION AND FUNCTION

The SIXCON Fuel Storage Module is a component of the SIXCON system, a module system consisting of five tank modules and one pump module. The six modules attached together to form an ISO/ANSI configured 8 x 8 x 20 foot module. The SIXCON Fuel Storage Module is a stainless steel tank encased within the module frame and has a capacity of 900-gallons. It has the ancillary components necessary for inter-connecting to other SIXCON Fuel Storage Modules and the (TAMCN B1580, pg. 2-112) SIXCON Fuel Pump Module. The SIXCON fuel modules can be used as a mobile refueling asset or as a stationary refueling capability.

OPERATING AND SHIPPING DATA**Operating Mode**

Weight:	9,550 lb (4,332 kg)
Width:	77 in. (196 cm)
Length:	96 in. (248 cm)
Height:	48 in. (122 cm)
Cube:	203.95 ft ³ (5.78 m ³)
Square Stowage:	52 ft ² (4.83 m ²)

Shipping Mode

Weight:	2,600 lb (1,170 kg)
Width:	77 in. (196 cm)
Length:	96 in. (248 cm)
Height:	48 in. (122 cm)
Cube:	203.95 ft ³ (5.78 m ³)
Square Stowage:	52 ft ² (4.83 m ²)

Replaced Item(s) N/A**Transportability** N/A**Associated TAMCN(s)** B1580

WATER SIX CONTAINER (SIXCON) STORAGE TANK MODULE
TAMCN: B2086



TC-084

<i>National Stock Number/ID Number</i>	
5430-01-203-9971	08990A

DESCRIPTION AND FUNCTION

The SIXCON Water Storage Module is a component of the SIXCON system, a module system consisting of five tank modules and one pump module. The six modules attached together to form an ISO/ANSI configured 8 x 8 x 20 foot module. The SIXCON Water Storage Module is a stainless steel tank encased within the module frame and has a capacity of 900-gallons. The water tank is covered with at least 1 inch of foam insulation to keep stored water from freezing or heating up. It has the ancillary components necessary for inter-connecting to other SIXCON Water Storage Modules and the (TAMCN B1581) SIXCON Water Pump Module. The SIXCON Water Modules can be used as a mobile water dispensing asset or as a stationary dispensing capability.

OPERATING AND SHIPPING DATA**Operating Mode**

Weight:	10,000 lb (4,536 kg)
Width:	77 in. (196 cm)
Length:	96 in. (248 cm)
Height:	48 in. (122 cm)
Cube:	203.95 ft ³ (5.78 m ³)
Square Stowage:	52 ft ² (4.83 m ²)

Shipping Mode

Weight:	2,600 lb (1,179 kg)
Width:	77 in. (196 cm)
Length:	96 in. (248 cm)
Height:	48 in. (122 cm)
Cube:	203.95 ft ³ (5.78 m ³)
Square Stowage:	52 ft ² (4.83 m ²)

<u>Replaced Item(s)</u>	N/A
<u>Transportability</u>	N/A
<u>Associated TAMCN(s)</u>	B1581

SURVEY SET GENERAL PURPOSE
TAMCN: B2120



TC-309

<i>National Stock Number/ID Number</i>	
6675-01-273-7812	09130A

DESCRIPTION AND FUNCTION

The Surveying Set, General Purpose is an instrument used for measuring vertical and horizontal angles. It is capable of providing an erect, bright, high contrast image at 30X magnification that permits precise pointing even in poor light.

TECHNICAL DESCRIPTION

Panel

Manufacturer: Trimble Navigation Limited

SWEeper, ROTARY, VEHICLE MOUNTING**TAMCN: B2127**

TC-230

National Stock Number/ID Number	
3830-01-504-2618	09199B

DESCRIPTION AND FUNCTION

The Sweeper is truck mounted on a 32,000 pound Gross Vehicle Weight Ratio (GVWR) International 4300/DT 466 cab chassis with diesel engine and an automatic transmission. The optimal sweeping speed is 10 to 15 mph (16 to 24 km/h). The unit also comes equipped with a rear mounted, spring arm suspended vacuum hose to spot clean difficult to reach areas. The Sweeper will operate in dry and wet conditions. The Sweeper module includes a 115 hp (86 kW) diesel auxiliary engine, centrifugal fan, vacuum pick-up hood, dust separator, dust control system and a hydraulically tilting 8 cubic yard debris hopper. The Sweeper is equipped with dual steering, brake and accelerator controls for right and left-hand driving. It can also supply compressed air on demand. The Sweeper is designed to cleaning runways, expeditionary airfields, and other stabilized areas of debris that can cause foreign object damage (FOD) to aircraft.

OPERATING AND SHIPPING DATA**Operating Mode**

Weight:	20,650 lb (9,367 kg)
Width:	105 in. (267 cm)
Length:	280 in. (711 cm)
Height:	127 in. (323 cm)
Cube:	5,494 ft ³ (156 m ³)
Square Stowage:	516 ft ² (48 m ²)

Shipping Mode

Weight:	20,650 lb (9,367 kg)
Width:	105 in. (267 cm)
Length:	280 in. (711 cm)
Height:	127 in. (323 cm)
Cube:	5,494 ft ³ (156 m ³)
Square Stowage:	516 ft ² (48 m ²)

Replaced Item(s) N/A**Transportability** N/A**Associated TAMCN(s)** N/A

COLLAPSIBLE FABRIC 3,000 GALLON WATER TANK
TAMCN: B2130



TC-086

National Stock Number/ID Number	
5430-01-469-8774	01034F
5430-01-359-4774	01034E
5430-01-540-5357	01034H
5430-01-470-7380	01034G

DESCRIPTION AND FUNCTION

The purpose of 3,000 Gallon Collapsible Fabric Water Tank is for storage of potable and non-potable water in support of Water Supply Support Equipment and tactical water purification systems. It is constructed of impregnated fabric and designed for quick set-up/tear-down. The tank is equipped with a zipper top to prevent contamination and two 2-inch valves.

OPERATING AND SHIPPING DATA**Operating Mode**

Weight:	24,120 lb (10,041 kg)
Width:	Varies
Length:	Varies
Height:	Varies
Cube:	Varies
Square Stowage:	Varies

Shipping Mode

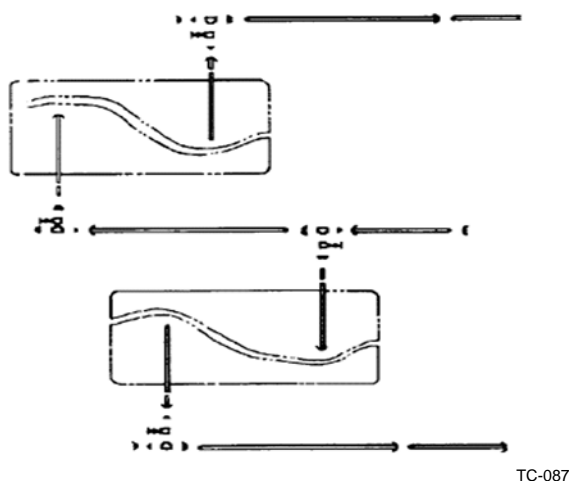
Weight:	617 lb (280 kg) (Empty)
Width:	47 in. (119 cm)
Length:	73 in. (185 cm)
Height:	21 in. (53 cm)
Cube:	42 ft ³ (1.19 m ³)
Square Stowage:	24 ft ² (2.23 m ²)

Replaced Item(s) N/A

Transportability N/A

Associated TAMCN(s) N/A

TANK FARM INTERCONNECTION SET, DUAL TANK
TAMCN: B2131



National Stock Number/ID Number	
4610-01-120-7526	09495A

DESCRIPTION AND FUNCTION

The Dual Tank Kit is designed to interconnect two (TAMCN 2631) 50,000 gallon and/or (TAMCN 2632) 20,000 gallon collapsible storage tanks. The kit consists of four-inch hoses, valves, and connectors necessary to inter-connect the collapsible water storage tanks within the water supply tank farm.

OPERATING AND SHIPPING DATA**Operating Mode**

Weight:	Varies
Width:	Varies
Length:	Varies
Height:	Varies
Cube:	Varies
Square Stowage:	Varies

Shipping Mode

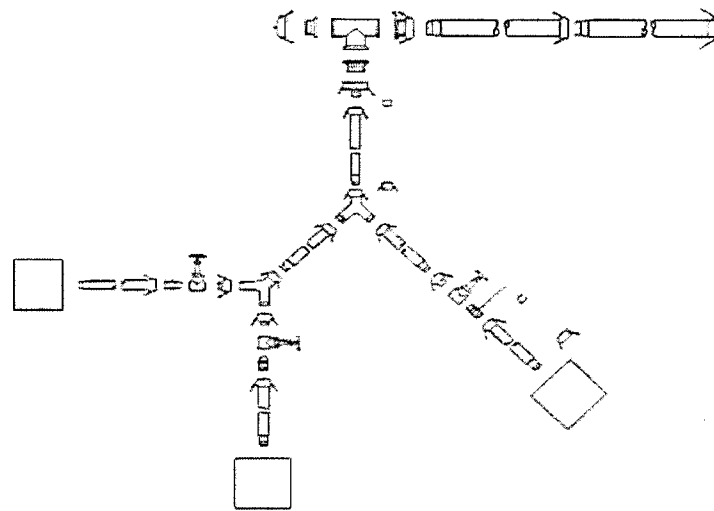
Weight:	880 lb (399 kg)
Width:	63 in. (160 cm)
Length:	63 in. (160 cm)
Height:	34 in. (86 cm)
Cube:	78.1 ft ³ (2.21 m ³)
Square Stowage:	28 ft ² (2.60 m ²)

Replaced Item(s) N/A

Transportability N/A

Associated TAMCN(s) B0571, B1620, B2130, B2131, B2132, B2133, B2134, B2135, B2136, B2137, B2138, B2139, B2391, B2394, B2395, B2631, B2632

BAG FILLER TANK FARM INTERCONNECTION SET
TAMCN: B2132



TC-088

<i>National Stock Number/ID Number</i>	
4610-01-120-7528	09537A

DESCRIPTION AND FUNCTION

The Bag Filler Tank Kit is used to provide an alternative distribution point within the water supply tank farms. The kit consists of various size hoses, valves, nozzles, and connectors necessary to connect the alternate distribution point to the water supply tank farm.

OPERATING AND SHIPPING DATA**Operating Mode**

Weight:	Varies
Width:	Varies
Length:	Varies
Height:	Varies
Cube:	Varies
Square Stowage:	Varies

Shipping Mode

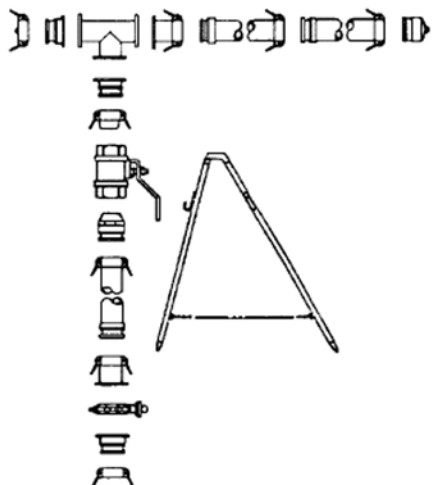
Weight:	715 lb (324 kg)
Width:	48 in. (122 cm)
Length:	60 in. (152 cm)
Height:	24 in. (61 cm)
Cube:	40 ft ³ (1.13 m ³)
Square Stowage:	20 ft ² (1.86 m ²)

Replaced Item(s) N/A

Transportability N/A

Associated TAMCN(s) B0571, B1620, B2130, B2131, B2132, B2133, B2134, B2135, B2136, B2137, B2138, B2139, B2391, B2394, B2395, B2631, B2632

4-INCH HOSE TANK FARM INTERCONNECTION SET
TAMCN: B2133



TC-089

National Stock Number/ID Number	
4610-01-140-6775	09721A

DESCRIPTION AND FUNCTION

The Four Inch Hose Tank Set is designed to provide the medium to high volume discharge point from the water supply support tank farm. This interconnecting set contains four-inch hoses, valves, couplings and assorted hardware.

OPERATING AND SHIPPING DATA**Operating Mode**

Weight:	Varies
Width:	Varies
Length:	Varies
Height:	Varies
Cube:	Varies
Square Stowage:	Varies

Shipping Mode

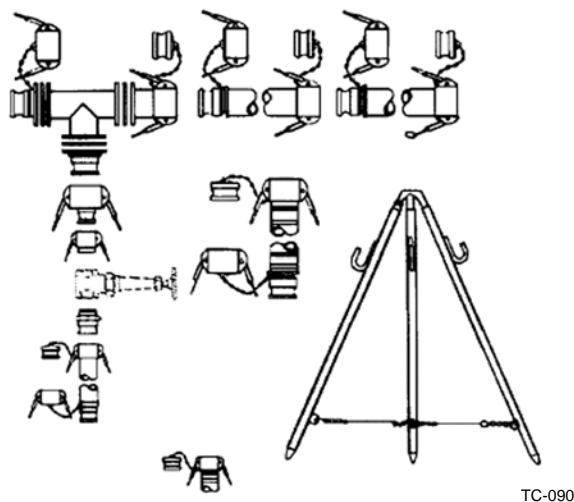
Weight:	600 lb (272 kg)
Width:	24 in. (61 cm)
Length:	48 in. (122 cm)
Height:	26 in. (66 cm)
Cube:	32 ft ³ (0.90 m ³)
Square Stowage:	16 ft ² (1.49 m ²)

Replaced Item(s) N/A

Transportability N/A

Associated TAMCN(s) B0571, B1620, B2130, B2131, B2132, B2133, B2134, B2135, B2136, B2137, B2138, B2139, B2391, B2394, B2395, B2631, B2632

2-INCH HOSE TANK FARM INTERCONNECTION SET
TAMCN: B2134



National Stock Number/ID Number	
4610-01-140-6776	09481A

DESCRIPTION AND FUNCTION

The Two Inch Tank Set is designed to provide the low to medium volume distribution points from the water supply tank farm. This interconnecting set contains two-inch hoses, valves, couplings, and assorted hardware.

OPERATING AND SHIPPING DATA**Operating Mode**

Weight:	Varies
Width:	Varies
Length:	Varies
Height:	Varies
Cube:	Varies
Square Stowage:	Varies

Shipping Mode

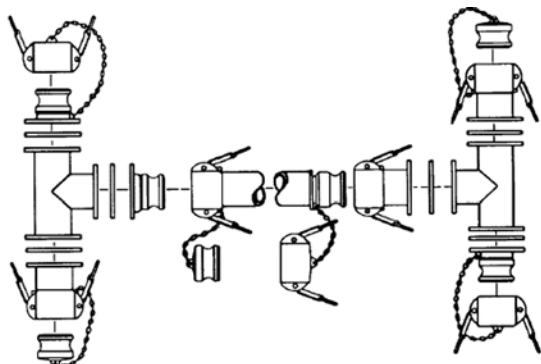
Weight:	305 lb (138 kg)
Width:	24 in. (61 cm)
Length:	48 in. (122 cm)
Height:	26 in. (66 cm)
Cube:	18 ft ³ (0.51 m ³)
Square Stowage:	8 ft ² (0.74 m ²)

Replaced Item(s) N/A

Transportability N/A

Associated TAMCN(s) B0571, B1620, B2130, B2131, B2132, B2133, B2134, B2135, B2136, B2137, B2138, B2139, B2391, B2394, B2395, B2631, B2632

4-INCH DISCHARGE HOSE TANK FARM INTERCONNECTION SET
TAMCN: B2135



TC-091

National Stock Number/ID Number	
4610-01-120-7522	07563A

DESCRIPTION AND FUNCTION

The Four Inch Tank Hose Interconnection Set, Discharge Hose provides the two crossover hose lines for the water supply tank farm. The kit contains all required four-inch hoses, tees, couplings, and hardware for either input or discharge to the Water Supply Support System.

OPERATING AND SHIPPING DATA**Operating Mode**

Weight:
 Width:
 Length:
 Height:
 Cube:
 Square Stowage:

Shipping Mode

Weight: 370 lb (168 kg)
 Width: 24 in. (61 cm)
 Length: 48 in. (122 cm)
 Height: 26 in. (66 cm)
 Cube: 32 ft³ (0.91 m³)
 Square Stowage: 8 ft² (0.74 m²)

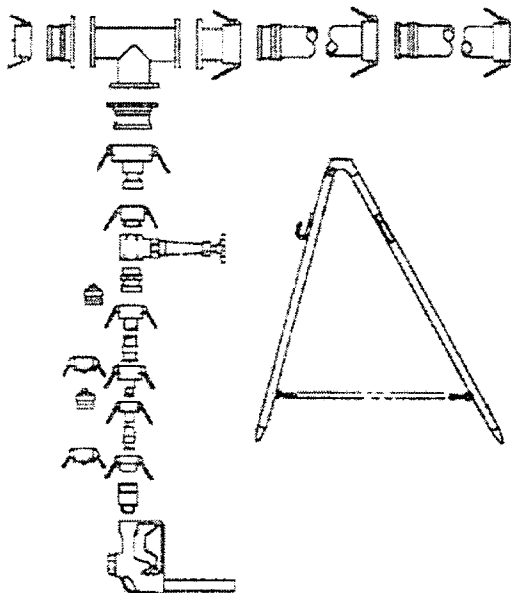
Replaced Item(s) N/A

Transportability N/A

Associated TAMCN(s) B0571, B1620, B2130, B2131, B2132, B2133, B2134, B2135, B2136, B2137, B2138, B2139, B2391, B2394, B2395, B2631, B2632

HOSE NOZZLE TANK FARM INTERCONNECTION SET

TAMCN: B2136



TC-092

<i>National Stock Number/ID Number</i>	
4610-01-123-7705	09483A

DESCRIPTION AND FUNCTION

The Hose Nozzle Tank Interconnection Set provides the low volume, hand held nozzle discharge points for the water supply tank farm. The kit contains the required four, two, and 1 ½-inch hoses, valves, reducers, couplings, nozzles, and nozzle stands for installation.

OPERATING AND SHIPPING DATA

Operating Mode

Weight:	Varies
Width:	Varies
Length:	Varies
Height:	Varies
Cube:	Varies
Square Stowage:	Varies

Shipping Mode

Weight:	335 lb (152 kg)
Width:	24 in. (61 cm)
Length:	48 in. (122 cm)
Height:	26 in. (66 cm)
Cube:	18 ft ³ (0.51 m ³)
Square Stowage:	8 ft ² (0.74 m ²)

Replaced Item(s)

N/A

Transportability

N/A

Associated TAMCN(s)

B0571, B1620, B2130, B2131, B2132, B2133, B2134, B2135, B2136, B2137, B2138, B2139, B2391, B2394, B2395, B2631, B2632

TANK FARM INTERCONNECTION SET, ACCESSORY KIT
TAMCN: B2137



TC-093

National Stock Number/ID Number	
4610-01-120-7525	09496A

DESCRIPTION AND FUNCTION

The Accessory Kit is designed to aid in overall water supply tank farm connection. The kit contains four, two, and 1 ½-inch hoses; victaulic, threaded, and cam-lock type adapters; required valves; and associated hardware.

OPERATING AND SHIPPING DATA

Operating Mode

Weight:
 Width:
 Length:
 Height:
 Cube:
 Square Stowage:

Shipping Mode

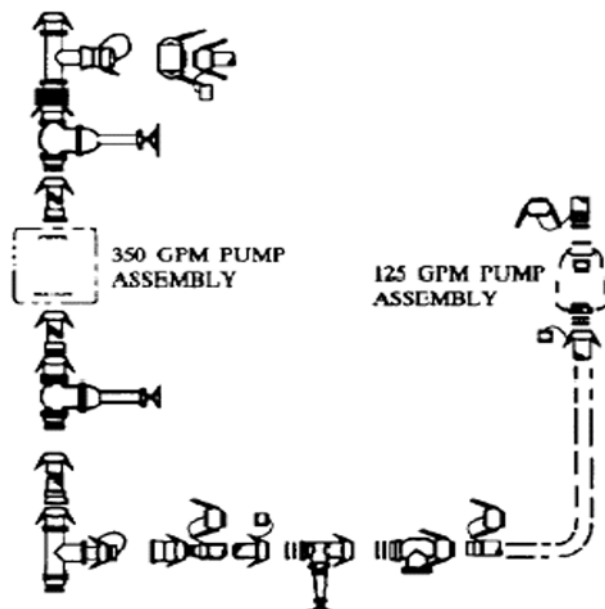
Weight: 3,760 lb (1,706 kg)
 Width: 162 in. (411 cm)
 Length: 144 in. (366 cm)
 Height: 52 in. (132 cm)
 Cube: 756 ft³ (21.41 m³)
 Square Stowage: 162 ft² (15.05 m²)

Replaced Item(s) N/A

Transportability N/A

Associated TAMCN(s) B0571, B1620, B2130, B2131, B2132, B2133, B2134, B2135, B2136, B2137, B2138, B2139, B2391, B2394, B2395, B2631, B2632

TANK FARM INTERCONNECTION SET, 350 GPM PUMP
TAMCN: B2138



TC-094

National Stock Number/ID Number	
4320-01-120-7523	09564A

DESCRIPTION AND FUNCTION

The 350 GPM Pump Tank Set provides the means to connect the main 350 GPM Pump into the water supply tank farm. The kit contains four-inch hoses, valves, couplings, and associated hardware. Also included is an adapter used to connect the Hypochlorination Unit (TAMCN B1140) into the system.

OPERATING AND SHIPPING DATA**Operating Mode**

Weight:	Varies
Width:	Varies
Length:	Varies
Height:	Varies
Cube:	Varies
Square Stowage:	Varies

Shipping Mode

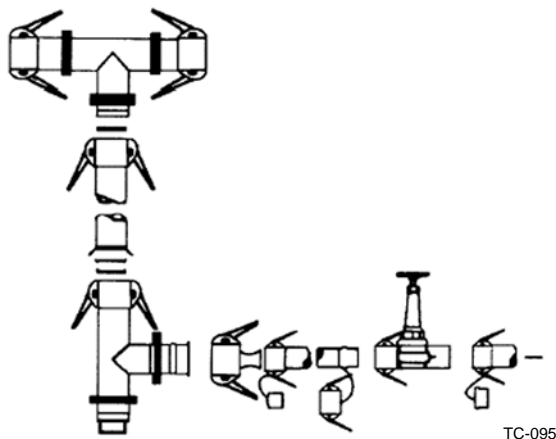
Weight:	930 lb (422 kg)
Width:	63 in. (160 cm)
Length:	63 in. (160 cm)
Height:	46 in. (117 cm)
Cube:	106 ft ³ (3.00 m ³)
Square Stowage:	28 ft ² (2.60 m ²)

Replaced Item(s) N/A

Transportability N/A

Associated TAMCN(s) B0571, B1620, B2130, B2131, B2132, B2133, B2134, B2135, B2136, B2137, B2138, B2139, B2391, B2394, B2395, B2631, B2632

**TANK FARM INTERCONNECTION SET, 125 GPM PUMP
TAMCN: B2139**



National Stock Number/ID Number	
4320-01-120-7524	09484A

DESCRIPTION AND FUNCTION

The Tank Interconnection Set is designed to install the auxiliary 125 GPM pump into the water supply tank farm. The kit contains two-inch hoses, reducers, valves, and associated couplings.

OPERATING AND SHIPPING DATA**Operating Mode**

Weight:	Varies
Width:	Varies
Length:	Varies
Height:	Varies
Cube:	Varies
Square Stowage:	Varies

Shipping Mode

Weight:	240 lb (109 kg)
Width:	28 in. (71 cm)
Length:	34 in. (86 cm)
Height:	24 in. (61 cm)
Cube:	14 ft ³ (0.40 m ³)
Square Stowage:	7 ft ² (0.65 m ²)

Replaced Item(s) N/A

Transportability N/A

Associated TAMCN(s) B0571, B1620, B2130, B2131, B2132, B2133, B2134, B2135, B2136, B2137, B2138, B2139, B2391, B2394, B2395, B2631, B2632

TEST SET, SOIL
TAMCN: B2150



TC-352

National Stock Number/ID Number	
6635-01-489-1524	01036C

DESCRIPTION AND FUNCTION

The Test Set, Soil is a collection of equipment necessary for the testing of stratification, degree of compactness, cementation, moisture, and drainage of soils in the construction of roads and runways.

TECHNICAL DESCRIPTION

Manufacturer: Kessler Engineering, Inc.

Shipping Data**Case #1**

Weight: 54 lb
 Width: 21 in.
 Length: 33 in.
 Height: 12 in.
 Cube: 4.8 ft³
 Square Stowage: 4.8 ft²

Case #3

Weight: 60 lb
 Width: 21 in.
 Length: 33 in.
 Height: 12 in.
 Cube: 4.8 ft³
 Square Stowage: 4.8 ft²

Case #2

Weight: 80.5 lb
 Width: 18 in.
 Length: 53 in.
 Height: 6 in.
 Cube: 3.3 ft³
 Square Stowage: 6.6 ft²

Replaced Item(s) N/A

Transportability N/A

Associated TAMCN(s) N/A

CARPENTER KIT**TAMCN: B2210**

TC-236

National Stock Number/ID Number	
5180-01-550-8250	11421A

DESCRIPTION AND FUNCTION

The Carpenter Kit consists of carpentry hand tools, materials and battery powered tools used to perform basic woodworking and wood construction operations at the company level. The kit is comprised of 1 Carpenter Platoon assembly, sub-kit, and three Carpenter Squad sub-kits per total Carpenter Kit, NSN 5180-01-550-8250. It is stowed and transported in 5 ruggedized cases transported with a 5-Ton forklift.

PIONEER PLATOON KIT			
NSN 5180-01-550-8250	Total Weight lb	# of Cases	Case Dimension
Squad Tools (3 per kit)	275 ea / 825	3	53"L X 26"W X 22"H
Platoon Tools	320	1	53"L X 26"W X 22"H
Fastener Tool Kit	70	1	30"L X 18"W X 8"H
Total	1,215	5	

OPERATING AND SHIPPING DATA**Shipping Mode**

Weight 5 Cases:	1,215 lb (551.1 kg)	Weight Platoon Case:	320 lb (145.1 kg)
Weight Squad Tool Case:	275 lb ea. (125.0 kg)	Weight Fastener Tool Case:	70 lb (32.0 kg)

Replaced Item(s) B2220 retired and replaced by combined kit B2210

Transportability 5-Ton forklift

Associated TAMCN(s) N/A

KIT, TOOL, CATERPILLAR
TAMCN: B2238

<i>National Stock Number/ID Number</i>	
5180-01-254-7723	09038A

DESCRIPTION AND FUNCTION

The Tool Kit, Intermediate is a 3rd and 4th echelon tool kit for the repair of D7G Caterpillar Bulldozer (B2462) Chassis and Caterpillar Bulldozer Family of Engines at 4th echelon.

TECHNICAL DESCRIPTION**Panel**

Manufacturer: Caterpillar
 Model: 022159SL87

Dimensions

Length (in.): 96 in.
 Width (in.): 58 in.
 Height (in.): 82 in.
 Square Stowage: 39 sq ft
 Cube Stowage: 265 cu ft
 Weight (lb): 5,729 lb

Replaced Item(s) N/A

Transportability N/A

Associated TAMCN(s) N/A

KIT, TOOL, IM TRAM
TAMCN: B2239

<i>National Stock Number/ID Number</i>	
5180-01-306-4343	09288A

DESCRIPTION AND FUNCTION

The Tool Kit, Intermediate is a 3rd and 4th echelon tool kit for the Tractor, Rubber Tire, Articulated Steer, Multi-Purpose (TAMCN B0063).

TECHNICAL DESCRIPTION**Panel**

Manufacturer: John Deere
 Model: AT139929

Dimensions

Length (in.): 48 in.
 Width (in.): 25 in.
 Height (in.): 25 in.
 Square Stowage: 8 sq ft
 Cube Stowage: 18 cu ft
 Weight (lb): 160 lb

Replaced Item(s) N/A

Transportability N/A

Associated TAMCN(s) N/A

ELECTRICIAN LINEMAN TOOL KIT
TAMCN: B2240



TC-098

<i>National Stock Number/ID Number</i>	
5180-00-596-1531	01204A

DESCRIPTION AND FUNCTION

The Tool Kit, Lineman, Electrician consists of tools and equipment required for installation, maintenance, and repair of telephone and telegraph lines. Included are pole climbing equipment, cable grip tools, wire splicing clamps, hand cutting tools, bolt cutters, and miscellaneous items. It is stowed and transported in a single chest.

TECHNICAL DESCRIPTION**Tool Set**

Manufacturer: Multiple
 Model: SL3-01204A

Dimensions

Length (in.): 33.3
 Width (in.): 19.6
 Height (in.): 14.4
 Weight (lb) 106
 Volume (ft³) 5.4

References

SL-3-00192B
 SL-3-01204A

Replaced Item(s)

N/A

Transportability

Two handle, man portable

Associated TAMCN(s)

N/A

PIONEER PLATOON KIT**TAMCN: B2250**

TC-220

National Stock Number/ID Number	
5180-00-550-8112	11423A

DESCRIPTION AND FUNCTION

The Pioneer Platoon Kit consists of hand tools and materials used for clearing land, building emplacements, fortifications, and other construction missions. It is stowed and transported in 3 ruggedized cases.

PIONEER PLATOON KIT			
NSN 5180-01-550-8112	Total Weight lb	# of Cases	Case Dimension
Hand Tools	335	1	53"L X 26"W X 22"H
Pioneer Tools	726	2	71"L X 18"W X 17"H
Total	1,076	3	

OPERATING AND SHIPPING DATA**Shipping Mode**

Weight 3 Cases:	1,076 lb (448.1 kg)
Width Hand Tools:	1 container 26 in. (66.0 cm)
Length Hand Tools:	1 container 53 in. (135.0 cm)
Height Hand Tools:	1 container 22 in. (56.0 cm)
Width Pioneer Tools:	2 containers 18 in. (46.0 cm)
Length Pioneer Tools:	2 containers 71 in. (180.3 cm)
Height Pioneer Tools:	3 containers 17 in. (43.2 cm)

Replaced Item(s) B1830

Transportability 5-Ton forklift

Associated TAMCN(s) N/A

PIONEER SQUAD KIT
TAMCN: B2260



TC-221

<i>National Stock Number/ID Number</i>	
5180-00-550-8116	11422A

DESCRIPTION AND FUNCTION

The Pioneer Squad Kit consists of hand tools and materials used for clearing land, building emplacements, fortifications, and other construction missions. It is stowed and transported in 2 ruggedized cases.

PIONEER SQUAD KIT			
NSN 5180-01-550-8112	Total Weight lb	# of Cases	Case Dimension
Pioneer Tools	435	2	44"L X 24"W X 17"H
Total	435	2	

OPERATING AND SHIPPING DATA**Shipping Mode**

Weight 2 Cases: 435 lb (197.3 kg)
 Width Pioneer Tools: 2 containers 24 in. (61.0 cm)
 Length Pioneer Tools: 2 containers 44 in. (112.0 cm)
 Height Pioneer Tools: 2 containers 17 in. (43.2 cm)

Replaced Item(s) N/A

Transportability 5-Ton forklift

Associated TAMCN(s) N/A

MASON AND CONCRETE FINISHERS KIT
TAMCN: B2370



TC-237

National Stock Number/ID Number	
5180-01-551-3550	00425B

DESCRIPTION AND FUNCTION

The Masonry Kit consists of hand tools and battery powered tools used in shaping and laying stone, brick and block. It is stowed and transported in 6 ruggedized cases transported with a 5-Ton forklift.

MASONRY KIT			
NSN 5180-01-551-3550	Ea. Weight lb	# of Cases	Case Dimension
Mason Tools and Laser Level	435	1	53"L X 26"W X 22"H
Scaffolding and Ladders	800	2	85"L X 28"W X 44"H
Mason Tool Large	442	1	39"L X 37"W X 37"H
Mason Tool Long	200	1	71"L X 18"W X 17"H
1 Mixer (not in case) Mix N Go	241	1	34.68"L X 47.67"W X 23.5"H
Total	2,040	6	

OPERATING AND SHIPPING DATA**Shipping Mode**

Weight Total Kit:	2,040 lb (925.3 kg)
Weight Mason Tools and Laser Leveler Case:	306 lb (139.1 kg)
Weight Scaffolding and Ladders Case:	800 lb ea. (363.1 kg)
Weight Mason Tool Large:	442 lb (200.4 kg)
Weight Mason Tool Long:	200 lb (91.1 kg)
Mixer Weight:	241 lb (109.3 kg)

Replace Item(s) N/A

Transportability 5-Ton forklift

Associated TAMCN(s) N/A

PUMP STATION, TACTICAL WATER DISTRIBUTION SYSTEM (TWDS)
TAMCN: B2391



TC-104

National Stock Number/ID Number	
4320-01-128-4244	09539A

DESCRIPTION AND FUNCTION

The Tactical Water Distribution System (TWDS) provides the capability to connect the 600 GPM pump (which is not included in the set) into the TWDS. Each station contains the necessary couplings, valves, check valves, 6-inch hoses, and hardware for installation.

OPERATING AND SHIPPING DATA**Operating Mode**

Weight:	Varies
Width:	Varies
Length:	Varies
Height:	Varies
Cube:	Varies
Square Stowage:	Varies

Shipping Mode

Weight:	7,150 lb (3,243 kg)
Width:	94 in. (239 cm)
Length:	216 in. (549 cm)
Height:	86 in. (218 cm)
Cube:	1,010.5 ft ³ (28.61 m ³)
Square Stowage:	141 ft ² (13.10 m ²)

Replaced Item(s)

N/A

Transportability

N/A

Associated TAMCN(s)

B0571, B1620, B2130, B2131, B2132, B2133, B2134, B2135, B2136, B2137, B2138, B2139, B2391, B2394, B2395, B2631, B2632

STORAGE ASSEMBLY, TACTICAL WATER DISTRIBUTION SYSTEM (TWDS)
TAMCN: B2392



TC-105

<i>National Stock Number/ID Number</i>	
4320-01-128-4245	09538A

DESCRIPTION AND FUNCTION

The Tactical Water Distribution System (TWDS) is designed to provide an in-line storage and distribution capability when used in conjunction with the TWDS Distribution Point. Each Storage Assembly consists of two 20,000 gallon tanks (TAMCN supplied separately), hoses, valves, and related hardware for installation.

OPERATING AND SHIPPING DATA**Operating Mode**

Weight:	Varies
Width:	Varies
Length:	Varies
Height:	Varies
Cube:	Varies
Square Stowage:	Varies

Shipping Mode

Weight:	1,000 lb (454 kg)
Width:	36 in. (91 cm)
Length:	60 in. (152 cm)
Height:	36 in. (91 cm)
Cube:	30 ft ³ (0.85 m ³)
Square Stowage:	15 ft ² (1.39 m ²)

Replaced Item(s) N/A

Transportability N/A

Associated TAMCN(s) B0571, B1620, B2130, B2131, B2132, B2133, B2134, B2135, B2136, B2137, B2138, B2139, B2391, B2394, B2395, B2631, B2632

DISTRIBUTION POINT TACTICAL WATER DISTRIBUTION SYSTEM (TWDS)
TAMCN: B2393



TC-106

<i>National Stock Number/ID Number</i>	
4320-01-128-4246	09536A

DESCRIPTION AND FUNCTION

Tactical Water Distribution System (TWDS) is designed to be used in conjunction with the Tactical Water Distribution System (TWDS) Storage Assembly (TAMCN B2392), the TWDS Distribution Point contains the Hypochlorination Unit (TAMCN B1140), the 125 GPM pump, Lister Bags, valves, hoses, and related components for installation.

OPERATING AND SHIPPING DATA**Operating Mode**

Weight:	Varies
Width:	Varies
Length:	Varies
Height:	Varies
Cube:	Varies
Square Stowage:	Varies

Shipping Mode

Weight:	1,500 lb (680 kg)
Width:	63 in. (160 cm)
Length:	63 in. (160 cm)
Height:	48 in. (122 cm)
Cube:	111 ft ³ (3.14 m ³)
Square Stowage:	28 ft ² (2.60 m ²)

Replaced Item(s) N/A

Transportability N/A

Associated TAMCN(s) B0571, B1620, B2130, B2131, B2132, B2133, B2134, B2135, B2136, B2137, B2138, B2139, B2391, B2394, B2395, B2631, B2632

600 GPM PUMP TACTICAL WATER DISTRIBUTION SYSTEM (TWDS)
TAMCN: B2394



TC-107

<i>National Stock Number/ID Number</i>	
4220-01-533-6418	11223A

DESCRIPTION AND FUNCTION

The 600 GPM Pump assembly is designed to be used as the lead pumping station and up to a maximum of five boost pumping stations, within the Tactical Water Distribution System (TWDS).

OPERATING AND SHIPPING DATA**Operating Mode**

Weight: 6,250 lb (1,474 kg)
 Width: 94 in. (239 cm)
 Length: 168 in. (427 cm)
 Height: 86 in. (218 cm)
 Cube: 786 ft³ (22.25 m³)
 Square Stowage: 110 ft² (10.22 m²)

Shipping Mode


Weight: 6,250 lb (1,474 kg)
 Width: 94 in. (239 cm)
 Length: 168 in. (427 cm)
 Height: 86 in. (218 cm)
 Cube: 786 ft³ (22.25 m³)
 Square Stowage: 110 ft² (10.22 m²)

Replaced Item(s) N/A

Transportability N/A

Associated TAMCN(s) B0571, B1620, B2130, B2131, B2132, B2133, B2134, B2135, B2136, B2137, B2138, B2139, B2391, B2394, B2395, B2631, B2632

TWDS 5 MILE HOSE SEGMENT KIT
TAMCN: B2395



<i>National Stock Number/ID Number</i>	
4320-01-377-4577	09854A

DESCRIPTION AND FUNCTION

The TWDS 5 Mile Hose Segment contains the Hoseline Repair Kit, Pullboard Assembly, Displacement and Evaluation Kit, Roadway Crossing Guards, Suspension Kits, hoseline swivel joints, tools, and associated hardware required to install the Hose Assemblies for the Tactical Water Distribution System (TWDS).

TECHNICAL DESCRIPTION

Capacity:	N/A
Lift Capacity:	N/A
Fuel Consumption per Hour:	N/A

OPERATING AND SHIPPING DATA

<u>Operating Mode</u>	N/A	<u>Shipping Mode</u>	
Weight:		Weight:	11,512 lb
Width:		Width:	
Length:		Length:	
Height:		Height:	
Cube:		Cube:	1,573 ft ³
Square Stowage:		Square Stowage:	

<u>Replaced Item(s)</u>	N/A
<u>Transportability</u>	MTVR, LVSR
<u>Associated TAMCN(s)</u>	B0570, B0571, B0571, B0573, B1137, B1140, B1620, B2131, B2132, B2133, B2134, B2135, B2136, B2137, B2138, B2139, B2391, B2394, B2395, B2631, B2632

KIT, TOOL, M9 ACE, 2ND OEM
TAMCN: B2410

National Stock Number/ID Number	
5180-01-429-0959	10259A

DESCRIPTION AND FUNCTION

This Tool Kit supports organizational level maintenance for the M9 Armored Combat Earthmover (ACE). Refer to SL-3-10259A for required general and special tools.

TECHNICAL DESCRIPTION**Panel**

Manufacturer:

Model:

Dimensions

Length (in.):

Width (in.):

Height (in.):

Square Stowage:

Cube Stowage:

Weight (lb):

Replaced Item(s) N/A**Transportability** N/A**Associated TAMCN(s)** N/A

KIT, TOOL, M9 ACE, 3RD/4TH OEM
TAMCN: B2420

<i>National Stock Number/ID Number</i>	
5180-01-429-2683	10258A

DESCRIPTION AND FUNCTION

This Tool Kit supports intermediate level maintenance for the M9 Armored Combat Earthmover (ACE). Refer to SL-3-10258A for required general and special tools.

TECHNICAL DESCRIPTION**Panel**

Manufacturer: TBD
 Model: TBD

Dimensions

Length (in.):
 Width (in.):
 Height (in.):
 Square Stowage:
 Cube Stowage:
 Weight (lb):

Replaced Item(s) N/A

Transportability N/A

Associated TAMCN(s) N/A

**FULL-TRACKED, TRACTOR WITH ANGLE BLADE
TAMCN: B2460**



TC-108

National Stock Number/ID Number	
2410-01-254-1667	09062A

DESCRIPTION AND FUNCTION

The 1150 Tractor is a full-tracked, diesel engine driven tractor with a hydraulically operated angle blade and winch. It is air transportable. It is used for earthmoving and general construction work. The manufacturer is Case and it travels up to 6.3 mph (10 km/h).

OPERATING AND SHIPPING DATA**Operating Mode**

Weight:	25,100 lb (11,385 kg)
Width:	110 in. (279 cm)
Length:	191 in. (485 cm)
Height:	116 in. (295 cm)
Cube:	1,410.4 ft ³ (39.94 m ³)
Square Stowage:	145.9 ft ² (13.55 m ²)

Shipping Mode

Weight:	25,100 lb (11,385 kg)
Width:	110 in. (279 cm)
Length:	191 in. (485 cm)
Height:	116 in. (295 cm)
Cube:	1,410.4 ft ³ (39.94 m ³)
Square Stowage:	145.9 ft ² (13.55 m ²)

<u>Replaced Item(s)</u>	N/A
<u>Transportability</u>	N/A
<u>Associated TAMCN(s)</u>	U0008

MEDIUM, FULL-TRACKED TRACTOR
TAMCN: B2462



<i>National Stock Number/ID Number</i>	
2410-01-155-1588	08757A

DESCRIPTION AND FUNCTION

The Tractor is a diesel-powered, full-tracked, medium size tractor (Model D7G) for earthmoving and general construction work. The tractor is capable of mine clearing. Manufactured by Caterpillar.

OPERATING AND SHIPPING DATA**Operating Mode**

Weight:	50,000 lb (22,680 kg)
Width:	144 in. (366 cm)
Length:	273 in. (693 cm)
Height:	132 in. (335 cm)
Cube:	3,003 ft ³ (85.03 m ³)
Square Stowage:	273 ft ² (25.36 m ²)

Shipping Mode

Weight:	44,300 lb (20,094 kg)
Width:	144 in. (366 cm)
Length:	208 in. (528 cm)
Height:	132 in. (335 cm)
Cube:	2,288 ft ³ (64.79 m ³)
Square Stowage:	208 ft ² (19.32 m ²)

<u>Replaced Item(s)</u>	N/A
<u>Transportability</u>	N/A
<u>Associated TAMCN(s)</u>	B1775, B2705, B0525, U3187

FULL-TRACKED TRACTOR WITH MULTI-PURPOSE BUCKET
TAMCN: B2464



TC-110

National Stock Number/ID Number	
3805-01-315-1091	09426A
3805-00-140-2427	07542A

DESCRIPTION AND FUNCTION

The 1155 Bucket Tractor is a diesel engine-driven, hydraulically operated, crawler-type front-end loader. The multipurpose bucket is capable of performing operations of clamshell, dozer, and scraper, as well as front and shovel. The tractor is intended for digging, lifting, transporting, and dumping operations under rough terrain conditions.

OPERATING AND SHIPPING DATA**Operating Mode**

Weight:	27,750 lb (12,585 kg)
Width:	81.2 in. (206 cm)
Length:	196 in. (498 cm)
Height:	114 in. (290 cm)
Cube:	1,049.5 ft ³ (29.72 m ³)
Square Stowage:	110.5 ft ² (10.27 m ²)

Shipping Mode

Weight:	27,750 lb (12,587 kg)
Width:	81.2 in. (206 cm)
Length:	196 in. (498 cm)
Height:	114 in. (290 cm)
Cube:	1,049.5 ft ³ (29.72 m ³)
Square Stowage:	110.5 ft ² (10.27 m ²)

Replaced Item(s) N/A

Transportability N/A

Associated TAMCN(s) U0009

BACKHOE LOADER (BHL)
TAMCN: B2483



TC-308

<i>National Stock Number/ID Number</i>	
3805-01-514-7166	10996A

DESCRIPTION AND FUNCTION

The Backhoe Loader (BHL) is a highly mobile, lightweight, rubber-tired tractor equipped with a front-end loader and backhoe excavator. It can maintain pace with other wheeled vehicles of the maneuver force and can reach road speeds in excess of 20 mph. The BHL has the capability to operate hydraulic power tools and can be externally transported by CH-53 helicopter.

OPERATING AND SHIPPING DATA**Operating Mode**

Weight:	21,605 lb (9,800 kg)
Width:	89 in. (226 cm)
Length:	279 in. (709 cm)
Height:	142 in. (361 cm)
Cube:	2,040.5 ft ³ (57.78 m ³)
Square Stowage:	275.1 ft ² (25.56 m ²)

Shipping Mode

Weight:	21,605 lb (9,800 kg)
Width:	89 in. (226 cm)
Length:	279 in. (709 cm)
Height:	142 in. (361 cm)
Cube:	2,040.5 ft ³ (57.78 m ³)
Square Stowage:	275.1 ft ² (25.56 m ²)

<u>Replaced Item(s)</u>	N/A
<u>Transportability</u>	N/A
<u>Associated TAMCN(s)</u>	U0010

EXTENDABLE BOOM FORKLIFT TRUCK (EBFL)
TAMCN: B2561



TC-240

<i>National Stock Number/ID Number</i>	
3930-01-508-0886	10794B

DESCRIPTION AND FUNCTION

The Extendable Boom Forklift (EBFL) is a diesel powered, telehandler for lifting loads up to 10,000 pounds, air transportable, rough-terrain, self-deployable material handler. Its primary function is to provide operating forces, provides the capability to move/load/unload supplies, equipment, vehicles, containers, and palletized cargo from amphibious/merchant ships, aircraft, and vehicles over beaches as well as inland via unimproved/hard surfaces.

OPERATING AND SHIPPING DATA**Operating Mode**

Weight: (w/ 7k fork carriage)	29,300 lb (13,290 kg)
Weight: (w/ 11k fork carriage)	28,100 lb (12,746 kg)
Width:	100.2 in. (255 cm)
Length:	298 in. (757 cm)
Height:	93.6 in. (238 cm)
Cube:	1,346 ft ³ (38.11 m ³)
Square Stowage:	207.3 ft ² (19.26 m ²)

Shipping Mode

Weight: (w/ both carriages)	30,500 lb (13,834 kg)
Weight: (w/o any carriage)	26,900 lb (12,202 kg)
Width:	100.2 in. (255 cm)
Length:	330 in. (838 cm)
Height:	93.6 in. (238 cm)
Cube:	1,791 ft ³ (50.72 m ³)
Square Stowage:	229.5 ft ² (21.32 m ²)

Replaced Item(s) N/A

Transportability N/A

Associated TAMCN(s) U0011

ENGINEER EQUIPMENT TRAILER (EET)
TAMCN: B2565



TC-204

<i>National Stock Number/ID Number</i>	
2330-01-547-0272	11026B
2330-01-518-3809	11026A

DESCRIPTION AND FUNCTION

The Engineer Equipment Trailer (EET) is designed to transport the Backhoe Loader (BHL), Light-Capability Rough Terrain Forklift (LRTF), or ammunition loads. The trailer is capable of hauling 10 tons on highways, improved roads (graded gravel), and off roads.

OPERATING AND SHIPPING DATA**Operating Mode**

Weight:	11,700 lb (5,307 kg)
Width:	8 ft 1 in. (2.47 m)
Length:	30 ft 11.5 in. (9.43 m)
Height:	12 ft 9 in. (3.89 m)
Cube:	3,191 ft ³ (90.29 m ³)
Square Stowage:	249 ft ² (23.1 m ²)

Shipping Mode

Weight:	11,700 lb (5,307 kg)
Width:	8 ft 1 in. (2.47 m)
Length:	30 ft 11.5 in. (9.43 m)
Height:	12 ft 9 in. (3.89 m)
Cube:	3,191 ft ³ (90.29 m ³)
Square Stowage:	249 ft ² (23.1 m ²)

Replaced Item(s) N/A

Transportability N/A

Associated TAMCN(s) N/A

LIGHT CAPACITY ROUGH TERRAIN TRUCK FORKLIFT (LRTF)
TAMCN: B2566



TC-208

<i>National Stock Number/ID Number</i>	
3930-01-478-3519	09135B
3930-01-533-0855	09135C

DESCRIPTION AND FUNCTION

The Rough Terrain Forklift is a lightweight, diesel powered, air transportable forklift used for lifting palletized loads up to 5,070 pounds. Equipped with a telescopic boom, 4-wheel, crab, and circle steering modes. It will be employed by the combat engineer battalion, artillery units, the engineer support battalion, landing support battalion company, other ground support combat service support units, and various Marine aircraft wing units. It is required to clear landing zones of supplies and equipment, to load and unload combat vehicles, aircraft, and ISO containers.

OPERATING AND SHIPPING DATA**Operating Mode**

Weight:	13,450 lb (6,101 kg)
Width:	80.8 in. (205 cm)
Length:	228 in. (579 cm)
Height:	89 in. (226 cm)
Cube:	949.2 ft ³ (26.88 m ³)
Square Stowage:	127.9 ft ² (11.88 m ²)

Shipping Mode

Weight:	13,450 lb (6,101 kg)
Width:	80.8 in. (205 cm)
Length:	228 in. (579 cm)
Height:	89 in. (226 cm)
Cube:	949.2 ft ³ (26.88 m ³)
Square Stowage:	127.9 ft ² (11.88 m ²)

<u>Replaced Item(s)</u>	N/A
<u>Transportability</u>	N/A
<u>Associated TAMCN(s)</u>	U0012

RUBBER-TIRED, ARTICULATED STEERING, MULTI-PURPOSE TRACTOR (TRAM)
TAMCN: B2567



TC-116

National Stock Number/ID Number	
3805-01-279-3635	09148A

DESCRIPTION AND FUNCTION

The Multi-Purpose Tractor is a diesel-powered, four-wheel drive, rubber-tired, articulated steering tractor capable of operating in rough terrain and in 60 inches of water. The TRAM is outfitted with a Bucket, Multi-Purpose, 4-In-1, 2-1/2 Yard (TAMCN B0215) and a Forklift Attachment, 10,000 pounds (TAMCN B0647). The TRAM will travel a maximum of 24 mph (39 km/h) and is manufactured by John Deere Co.

OPERATING AND SHIPPING DATA**Operating Mode**

w/ Fork att.:	
Weight:	36,686 lb (16,640 kg)
Width:	104 in. (264 cm)
Length:	342.6 in. (870 cm)
Height:	131.7 in. (335 cm)
Cube:	2,715.6 ft ³ (76.90 m ³)
Square Stowage:	247.4 ft ² (22.98 m ²)

w/ Bucket:	
Weight:	36,336 lb (16,482 kg)
Width:	108 in. (274 cm)
Length:	308 in. (782 cm)
Height:	131.7 in. (335 cm)
Cube:	2,535.2 ft ³ (71.79 m ³)
Square Stowage:	231 ft ² (21.46 m ²)

Shipping Mode

Weight:	33,426 lb (15,162 kg)
Width:	104 in. (264 cm)
Length:	266.7 in. (677 cm)
Height:	131.7 in. (335 cm)
Cube:	2,113.9 ft ³ (59.86 m ³)

<u>Replaced Item(s)</u>	N/A
<u>Transportability</u>	N/A
<u>Associated TAMCN(s)</u>	U0003

FORKLIFT ATTACHMENT
TAMCN: Not TAMCN Controlled



TC-042

National Stock Number/ID Number	
3830-01-482-8569	09146C

DESCRIPTION AND FUNCTION

The Forklift Attachment is for lifting and positioning various types of loads weighing up to 10,000 pounds. It is used on the Tractor, Rubber-Tired, Articulated Steering, Multi-Purpose (TRAM) TAMCN B2567 and B0063.

OPERATING AND SHIPPING DATA**Operating Mode**

Weight:	3,260 lb (1,479 kg)
Width:	78.8 in. (200 cm)
Length:	88.5 in. (225 cm)
Height:	62.5 in. (159 cm)
Cube:	252.9 ft ³ (7.16 m ³)
Square Stowage:	48.4 ft ² (4.5 m ²)

Shipping Mode

Weight:	3,260 lb (1,479 kg)
Width:	78.8 in. (200 cm)
Length:	88.5 in. (225 cm)
Height:	62.5 in. (159 cm)
Cube:	252.9 ft ³ (7.16 m ³)
Square Stowage:	48.4 ft ² (4.5 m ²)

<u>Replaced Item(s)</u>	N/A
--------------------------------	-----

<u>Transportability</u>	N/A
--------------------------------	-----

<u>Associated TAMCN(s)</u>	B2567, B0063
-----------------------------------	--------------

MULTI-PURPOSE BUCKET
TAMCN: Not TAMCN Controlled



TC-013

<i>National Stock Number/ID Number</i>	
3830-01-482-8567	09149C

DESCRIPTION AND FUNCTION

The Multi-Purpose Bucket, 4-in-1, 2 1/2 yd (2.29 m) is used as a front end scoop bucket for picking up various types of fill material and loading the same into fill haulers. The Bucket, is used on the Tractor, Rubber-Tired, Articulated Steering, Multi-Purpose (TRAM) TAMCN B2567 and B0063.

OPERATING AND SHIPPING DATA

Manufacturer: ACS Industries

Operating/Shipping Mode**Capacity**

Weight: 3,400 lb (1,542 kg)

Fuel Consumption per Hour: N/A

Width: 108 in. (274 cm)

Length: 52 in. (132 cm)

Height: 48 in. (122 cm)

Cube: 156.1 ft³ (4.42 m³)

Square Stowage: 39 ft² (3.62 m²)

Replaced Item(s) N/A

Transportability Can be transported on an MTRV

Associated TAMCN(s) B2567, B0063

TACTICAL WATER PURIFICATION SYSTEM (TWPS)
TAMCN: B2605



TC-200

National Stock Number/ID Number	
4610-01-488-6961	10802A

DESCRIPTION AND FUNCTION

The TWPS (MC-TWPS) is a skid -mounted unit transportable by the Medium Tactical Vehicle Replacement (MTVR) truck (MK 23, MK 25) or by a 5-Ton forklift. The system includes the basic TWPS skid, 6,000-gallon water storage capability, and all BII, but does not include the power source (i.e. generator) or the extended capability modules. The system can be powered by a 60 kW, 416VAC high, WYE source. Five extended capability modules are purchased and deployed separately as required by their mission; (a) Ocean Intake Structure System, (b) Supplemental Cleaning, Waste and Storage, (c) Cold Weather, and (d) Nuclear Biological and Chemical (NBC) Treatment and (e) MBC Survivability.

OPERATING AND SHIPPING DATA**Operating Mode**

Weight:	9,552 lb (3,565 kg)
Width:	86 in. (218 cm)
Length:	165 in. (419 cm)
Height:	72.5 in. (184 cm)
Cube:	595 ft ³ (16.85 m ³)
Square Stowage:	98 ft ² (9.10 m ²)

Shipping Mode

Weight:	12,703 lb (4,741 kg)
Width:	96 in. (244 cm)
Length:	240 in. (610 cm)
Height:	96 in. (244 cm)
Cube:	1280 ft ³ (36.22 m ³)
Square Stowage:	159 ft ² (14.8 m ²)

Replaced Item(s) B2604

Transportability Truck, rail, air (C130 or larger), ship (Sealift transport, roll-on roll-off ships)

Associated TAMCN(s) B2130, B2131, B2132, B1010, B1021

WQAS-P
TAMCN: B2630



TC-329

<i>National Stock Number/ID Number</i>	
6630-01-477-2395	09241D

DESCRIPTION AND FUNCTION

The WQAS-P is a one person portable suitcase-set containing equipment for testing and monitoring water quality. The set is self-contained in a watertight, airtight, dustproof, crush resistant case containing Commercial-Off-The-Shelf components capable of measuring the temperature, chlorine, pH, turbidity, and total dissolved solids (TDS), concentration of the water being tested and monitored.

OPERATING AND SHIPPING DATA**Operating Mode**

Weight:	28 lb (12.7 kg)
Width:	19.50 in. (49.53 cm)
Length:	24.25 in. (61.6 cm)
Height:	8.75 in. (22.2 cm)
Cube:	2.39 ft ³ (0.10 m ³)
Square Stowage:	3.96 ft ² (0.48 m ²)

Shipping Mode

Weight:	28 lb (12.7 kg)
Width:	19.50 in. (49.53 cm)
Length:	24.25 in. (61.6 cm)
Height:	8.75 in. (22.2 cm)
Cube:	2.39 ft ³ (0.10 m ³)
Square Stowage:	3.96 ft ² (0.48 m ²)

Replaced Item(s)

N/A

Transportability

Case configured to allow easy transportability by truck, train, ship, or air

Associated TAMCN(s)

C2375

TANK, FABRIC, COLLAPSIBLE, POTABLE WATER, 50,000 GALLON
TAMCN: B2631



TC-118

<i>National Stock Number/ID Number</i>	
5430-01-200-4831	08938B

DESCRIPTION AND FUNCTION

The 50,000 Gallon Collapsible Fabric Potable Water Tank is a pillow type, synthetic rubber-impregnated nylon tank. It is fitted with 4-inch camlock type filler/discharge ports and may be folded for storage. A repair kit is also provided.

TECHNICAL DESCRIPTION**Manufactured By**

Wood Williams
 AMFUEL, GTA Containers

Capacity

N/A

Fuel Consumption per Hour:

N/A

Lift Capacity:

N/A

OPERATING AND SHIPPING DATA**Operating Mode**

N/A

Shipping Mode

Weight: 425,000 lb full

Weight: 1,640 lb

Width: 25 ft

Width: 46 in.

Length: 65 ft

Length: 96 in.

Height: 60 in.

Height: 46 in.

Cube:

Cube: 118 ft³

Square Stowage:

Square Stowage: 31 ft²**Replaced Item(s)**

N/A

Transportability

MTVR, LVSR

Associated TAMCN(s)

B0571, B1137, B1140, B1620, B2130, B2131, B2132, B2133, B2134, B2135, B2136,
 B2137, B2138, B2139, B2391, B2394, B2395, B2631, B2632

**TANK, FABRIC, COLLAPSIBLE, POTABLE WATER, 20,000 GALLON
TAMCN: B2632**



TC-119

National Stock Number/ID Number	
5430-01-351-7813	08845B

DESCRIPTION AND FUNCTION

The 20,000 Gallon Collapsible Fabric Potable Water Tank is a pillow type, synthetic rubber-impregnated nylon tank. It is fitted with 4-inch camlock type filler/discharge ports and may be folded for storage. A repair kit is also provided.

TECHNICAL DESCRIPTION

<u>Manufactured By</u>	Good Year Aero Space Corporation TM , Engineer Air System and California Inflatable's (TFSMS)	<u>Capacity</u>	N/A
-------------------------------	--	------------------------	-----

OPERATING AND SHIPPING DATA

<u>Operating Mode</u>	N/A	<u>Shipping Mode</u>	
Weight:	170,000 lb full	Weight:	1,100 lb
Width:	28 ft	Width:	31 in.
Length:	32 ft	Length:	138 in.
Height:	68 in.	Height:	18 in.
Cube:		Cube:	45 ft ³
Square Stowage:		Square Stowage:	30 ft ²

Replaced Item(s) N/A

Transportability MTRV, LVSR

Associated TAMCN(s) B0571, B0573, B1137, B1140, B1620, B2130, B2131, B2132, B2133, B2134, B2136, B2137, B2138, B2139, B2391, B2394, B2395, B2631, B2632

MARINE CORPS TACTICAL WELDING SHOP (MCTWS)**TAMCN: B2685**

TC-233

National Stock Number/ID Number	
3431-01-498-4423	04055D

DESCRIPTION AND FUNCTION

The Marine Corps Tactical Welding Shop (MCTWS) consists of selected tools and equipment integrated with an enclosure mounted on a 1/2-Ton modified, two-wheeled military trailer, chassis model M103A3. The MCTWS provides compressed air on demand, electrical power for lights and electric hand tools, and an illuminated work surface with a vise. The welder can also be operated by external 230V/3-Phase/single phase power. This self-contained shop set will enable Marine maintenance personnel to perform a variety of welding processes for maintenance and repair of equipment in remote locations.

OPERATING AND SHIPPING DATA**Operating Mode**


Weight:	6,040 lb (2,254 kg)
Width:	91 in. (231 cm)
Length:	166 in. (422 cm)
Height:	81 in. (206 cm)
Cube:	709 ft ³ (20.03 m ³)
Square Stowage:	104 ft ² (9.70 m ²)

Shipping Mode

Weight:	6,040 lb (2,254 kg)
Width:	91 in. (231 cm)
Length:	166 in. (422 cm)
Height:	81 in. (206 cm)
Cube:	709 ft ³ (20.03 m ³)
Square Stowage:	104 ft ² (9.70 m ²)

Replaced Item(s) N/A**Transportability** Flatbed truck, aircraft, rail, and helicopter**Associated TAMCN(s)** B2686, B2687

MARINE CORPS TACTICAL WELDING SHOP (MCTWS) ARMOR WELDING KIT
TAMCN: B2686



TC-234

National Stock Number/ID Number	
3431-01-505-0248	10926A

DESCRIPTION AND FUNCTION

The Armor Welding Kit consists of selected tools and equipment that are integrated with the existing equipment on the Marine Corps Tactical Weld Shop (MCTWS), which allows the user to perform field-welding repairs of armor plate equipment. Welding repairs of armor plate using GAS Metal Arc Welding (GMAW) (preferred) and Shielded Metal Arc Welding (SMAW) secondary repair option.

OPERATING AND SHIPPING DATA**Operating Mode**

Weight: 6,040 lb (2,254 kg)
 Width: 91 in. (231 cm)
 Length: 166 in. (422 cm)
 Height: 81 in. (206 cm)
 Cube: 709 ft³ (20.03 m³)
 Square Stowage: 104 ft² (9.70 m²)

Shipping Mode

Weight: 6,040 lb (2,254 kg)
 Width: 91 in. (231 cm)
 Length: 166 in. (422 cm)
 Height: 81 in. (206 cm)
 Cube: 709 ft³ (20.03 m³)
 Square Stowage: 104 ft² (9.70 m²)

Replaced Item(s)

N/A

Transportability

Flatbed truck, aircraft, rail, and helicopter

Associated TAMCN(s)

B2685, B2687

MARINE CORPS TACTICAL WELDING SHOP (MCTWS) TITANIUM KIT
TAMCN: B2687



TC-235

<i>National Stock Number/ID Number</i>	
3431-01-505-0888	10927A

DESCRIPTION AND FUNCTION

The Titanium Kit consists of selected tools and equipment that are integrated with the existing equipment on the Marine Corps Tactical Weld Shop (MCTWS), which allows the user to perform field-expedient repairs of titanium-based metals and equipment.

OPERATING AND SHIPPING DATA**Operating Mode**

Weight:	TBD
Width:	20.4 in. (52 cm)
Length:	31.3 in. (78 cm)
Height:	15.4 in. (39 cm)
Cube:	5.70 ft ³ (0.16 m ³)
Square Stowage:	4.41 ft ² (0.41 m ²)

Shipping Mode

Weight:	TBD
Width:	20.4 in. (52 cm)
Length:	31.3 in. (78 cm)
Height:	15.4 in. (39 cm)
Cube:	5.70 ft ³ (0.16 m ³)
Square Stowage:	4.41 ft ² (0.41 m ²)

Replaced Item(s) N/A

Transportability Flatbed truck, aircraft, rail, and helicopter

Associated TAMCN(s) B2685, B2686

D7G WINCH, ATTACHMENT, SINGLE DRUM
TAMCN: B2705



TC-120

<i>National Stock Number/ID Number</i>	
3830-01-155-1587	06537B

DESCRIPTION AND FUNCTION

The Winch is hydraulically powered. It is mounted on the Tractor, Medium, Full-Track (TAMCN B2462, pg. 2-33). The winch is used for towing, loading, recovery, and self-recovery operations.

OPERATING AND SHIPPING DATA**Operating Mode**

Weight:	3,165 lb (1,435 kg)
Width:	43 in. (109 cm)
Length:	39 in. (99 cm)
Height:	47 in. (119 cm)
Cube:	45.6 ft ³ (1.29 m ³)
Square Stowage:	11.6 ft ² (1.08 m ²)

Shipping Mode

Weight:	3,165 lb (1,435 kg)
Width:	43 in. (109 cm)
Length:	39 in. (99 cm)
Height:	47 in. (119 cm)
Cube:	45.6 ft ³ (1.29 m ³)
Square Stowage:	11.6 ft ² (1.08 m ²)

Replaced Item(s) N/A

Transportability N/A

Associated TAMCN(s) N/A

TOWING AND LIFTING YOKE
TAMCN: B2730



TC-121

<i>National Stock Number/ID Number</i>	
8110-00-856-6243	04485B

DESCRIPTION AND FUNCTION

The Towing and Lifting Yoke provides the means for towing the Drum, Fabric, Collapsible, Liquid Fuel, 500 Gallon (TAMCN B0570) and the Drum, Fabric, Collapsible, Potable Water, 500 Gallon (TAMCN B0571) short distances and lifting them with power equipment or by helicopter. The yoke is collapsible and is constructed of two sections consisting of an upper leg, connecting leg, and brace. When assembled, the two sections connect at the braces with the upper leg forming an eye attaching to a shackle on each end of the drum.

OPERATING AND SHIPPING DATA**Operating Mode**

Weight:	Varies
Width:	Varies
Length:	Varies
Height:	Varies
Cube:	Varies
Square Stowage:	Varies

Shipping Mode

Weight:	80 lb (36 kg)
Width:	Varies
Length:	Varies
Height:	Varies
Cube:	1 ft ³ (0.03 m ³)
Square Stowage:	2 ft ² (0.19 m ²)

Replaced Item(s) N/A

Transportability N/A

Associated TAMCN(s) B0571, B0676



2-176

POWER DISTRIBUTION SYSTEM, FFSS BUS DUCT
TAMCN: C0200



TC-279

<i>National Stock Number/ID Number</i>	
6110-01-522-3067	11060A

DESCRIPTION AND FUNCTION

The Field Food Service System Bus Duct (FFSSBD) will allow for multiple configurations; two 60 kW, three 60 kW, one 100 kW, or two 100 kW, 120/208, 3-Phase, 60 Hz generators to power the Marine Rapid Deployment Kitchen (MRDK), Field Sanitation Unit (FSU), and Refrigerator Box (REEFER). Each FFSSBD is completely self-contained in a weather resistant enclosure and is capable of distributing power from generators configured for 120/208VAC. The FFSSBD is configured so that loads and/or generators may be safely added and removed without disrupting power. The FFSSBD does not automatically synchronize generator inputs. Synchronization must be accomplished by the generator sets.

TECHNICAL DESCRIPTION**Panel**

Manufacturer:	EPE Company
Model:	03-1172A
Volts:	120/208
Frequency (Hz):	60
Phase:	3

Dimensions

Length (in.):	35
Width (in.):	41
Height (in.):	32
Weight (lb):	243
Volume (ft ³):	27

Circuit Breakers

MRDK:	600AF, 600A
FSU:	400AF, 250A
AUX 60 kW:	400AF, 250A

Height (in.):	32
Weight (lb):	243
Volume (ft ³):	27

Connectors

Cam-Loc, 5-Wire (GWBRB), Male, 3 sets on input.
 Cam-Loc, 5-Wire (GWBRB), Female, 3 sets on output.

Replaced Item(s)

N/A

Transportability

Forklift Portable

Associated TAMCN(s)

N/A

DRY CHEM, SELF-CONTAINED FIRE EXTINGUISHER

TAMCN: C4765



TC-122

<i>National Stock Number/ID Number</i>	
4210-01-354-9893	07661C
4210-01-205-2246	07661B

DESCRIPTION AND FUNCTION

The Fire Extinguisher is a self-contained unit designed and constructed to be particularly effective in fighting fire generated by hydrocarbon fuels. This twin agent fire extinguisher is skid-mounted and easily relocated when necessary.

OPERATING AND SHIPPING DATA

Operating Mode

Base Unit

Weight:	3,600 lb (1,633 kg)
Width:	52 in. (132 cm)
Length:	96 in. (244 cm)
Height:	51 in. (130 cm)
Cube:	207.84 ft ³ (5.89 m ³)
Square Stowage:	34.7 ft ² (3.22 m ²)

Cart

Weight:	455 lb (206 kg)
Width:	46 in. (117 cm)
Length:	48 in. (122 cm)
Height:	59 in. (150 cm)
Cube:	75.4 ft ³ (2.14 m ³)
Square Stowage:	15.4 ft ² (1.43 m ²)

Shipping Mode

Base Unit

Weight:	4,460 lb (2,023 kg)
Width:	53 in. (135 cm)
Length:	103 in. (262 cm)
Height:	68 in. (173 cm)
Cube:	214.9 ft ³ (6.08 m ³)
Square Stowage:	38.0 ft ² (3.53 m ²)

Cart

Weight:	744 lb (337 kg)
Width:	50 in. (127 cm)
Length:	52 in. (132 cm)
Height:	63 in. (160 cm)
Cube:	94.8 ft ³ (2.68 m ³)
Square Stowage:	18.1 ft ² (1.68 m ²)

Replaced Item(s) N/A

Transportability N/A

Associated TAMCN(s) N/A

LASERPLANE, LEVEL SYSTEM
TAMCN: J3087



TC-310

<i>National Stock Number/ID Number</i>	
3805-01-457-1962	81000B

DESCRIPTION AND FUNCTION

The Laserplane Level System is comprised of a Blade Pro, model MG2P351T/E and a Laserplane Dual Slope Transmitter Kit, Model 1145-2. The Blade-Pro System contains all of the required hardware for mounting the Blade-Pro System to the 130G Grader, TAMCN B1082. Installation kit, NSN 5860-01-278-8963 provides all the necessary cables, hoses, fittings, brackets, and fasteners required to move components from grader to grader. Also, the Terramodel ConstructionPak Software Package is an important part of the total system. The packages are a complete high performance 3D surface modeling solution for heavy and highway construction. ConstructionPak is a single software solution for quantity verifications, tracking of built earthwork quantities and performing total construction layout. The LLS system will increase grading productivity by cutting to grade in fewer passes, with consistent accuracy, at high operating speeds, day or night. DOD equipment operators have achieved typical production increases of 30 to 50 percent. This system has the ability to control cross slope; or the elevation of one or both sides of the blade by using a device called a Tracer. Operator selectable features and functions customize the system to meet particular job requirements. Proportional hydraulic control valves provide fast and smooth automatic control of the blade.

TECHNICAL DESCRIPTION**Panel**

Manufacturer: Trimble Navigation Limited.

Model:

Dimensions

Length (in.):

Width (in.):

Height (in.):

Square Stowage:

Cube Stowage:

Weight (lb):

Replaced Item(s) N/A

Transportability N/A

Associated TAMCN(s) B1082

**KIT, ARMOR TRACTOR, RUBBER TIRE, ARTICULATED STEERING, MULTI-PURPOSE
TAMCN: U0003**



TC-319

National Stock Number/ID Number	
9515-01-545-2474	11367A

DESCRIPTION AND FUNCTION

The Kit, Armor, is a 3rd and 4th echelon tool kit for the Tractor, Rubber Tire, Articulated Steering, Multi-Purpose (TAMCN B0063, pg. 2-33).

TECHNICAL DESCRIPTION**Panel**

Manufacturer: ADSI
Model: CPK644E

Dimensions

Length (with no attachment on vehicle):	267 in.
Length (with bucket on vehicle):	308 in.
Length (with forks on vehicle):	343 in.
Width (with no attachment on vehicle):	105 in.
Width (with bucket on vehicle):	108 in.
Width (with forks on vehicle):	105 in.
Height:	146 in.
Weight (with no attachment on vehicle):	37,880 lb
Weight (with bucket on vehicle):	41,540 lb
Weight (with forks on vehicle):	41,080 lb
Square Stowage (with bucket stowed on forks and attached to vehicle):	257.25 ft ²
Cube Stowage (with bucket stowed on forks and attached to vehicle):	3,130 ft ³

Replaced Item(s) N/A

Transportability N/A

Associated TAMCN(s) B2567

KIT, ARMOR, MEDIUM CRAWLER TRACTOR
TAMCN: U0013



TC-328

National Stock Number/ID Number	
9515-01-563-0360	11575A

DESCRIPTION AND FUNCTION

The Kit, Armor, is a 3rd and 4th echelon tool kit for the Medium Crawler Tractor (TAMCN B0060, pg. 2-30).

TECHNICAL DESCRIPTION**Panel - Interchangeable Cab**

Manufacturer: BAE (Armor only)

Dimensions

Length (with no attachment on vehicle): 218.6 in.
 Length (with ripper on vehicle): 258.3 in.
 Length (with winch on vehicle): 236 in.
 Width: 140 in.
 Width (reduced with blade removed): 104 in.
 Height: 131 in.
 Weight (with no attachment on vehicle) 51,160 lb
 Weight (with ripper on vehicle): 56,220 lb
 Weight (with winch on vehicle): 54,700 lb
 Square Stowage (worst case with Ripper Attachment attached to vehicle): 251.1 ft²
 Cube Stowage (worst case with Ripper Attachment attached to vehicle): 2,741.5 ft³

Replaced Item(s) N/A
Transportability N/A
Associated TAMCN(s) B0060

TRAM ARMORED CAB
TAMCN: U0014



TC-320

<i>National Stock Number/ID Number</i>	
2540-01-563-3905	11580A

DESCRIPTION AND FUNCTION

TBD

TECHNICAL DESCRIPTION**Panel**

Manufacturer: John Deere

Model: 6441889-01-M1

Dimensions (Cab Only)

Length (in.): 72
 Width (in.): 93
 Height (in.): 73
 Square Stowage:
 Cube Stowage:
 Weight (lb): 7,800

Dimensions (with Shipping Stand)

Length (in.): 72
 Width (in.): 100
 Height (in.): 84
 Square Stowage:
 Cube Stowage:
 Weight (lb): 8,750

Replaced Item(s) N/A**Transportability** N/A**Associated TAMCN(s)** B0063

SYNCHRONIZER BOX, GENERATOR, 20 kW, 60 Hz
TAMCN: NA



TC-292

<i>National Stock Number/ID Number</i>	
6110-01-559-0584	8J908B

DESCRIPTION AND FUNCTION

The synchronizer box, Model MSB25, is a stand alone assembly designed to allow synchronous power transfer between two MMG25 generators, or between a single MMG25 generator and utility power, without disrupting and loads connected to the generator. This will allow the removal of the primary generator from the grid for service or extended maintenance. The MSB25 is capable of handling current up to 100 amperes of 120/208VAC, 60 Hz, 3-Phase power. It has two 5-Wire grounded input connections and a single 5-Wire grounded output connection. This is a special usage item managed by the Project Officer for Mobile Electric Power at PM EPS MARCORSYSCOM. Units desiring to use this item should contact PM EPS, MARCORSYSCOM.

TECHNICAL DESCRIPTION**Set**

Manufacturer:	Magnum
Model:	MSB25
Volts:	120/208
Frequency (Hz):	60
Phase:	3

Dimensions

Length (in.):	25.5
Width (in.):	27.5
Height (in.):	9.2
Weight (lb):	80
Volume (ft ³):	3.73

Construction

Welded steel enclosure

Aural Signature

Audio Rating: N/A

Replaced Item(s)

N/A

Transportability

Two-man Portable, requires no special support or trailer equipment

Associated TAMCN(s)

B0930

CHAPTER 3
EQUIPMENT LISTINGS BY TAM-NUMBER SEQUENCE

Equipment Listings by TAM-Number Sequence.

TAMCN	ID	NSN	EQUIPMENT	PAGE
B0001	07579C	4120-01-164-7420	Air Conditioner, MCS, Horizontal, 0.75-Ton	2-1
	07579B	4120-01-093-3385		
	10212A	4120-01-330-6542		
	07579D	4120-01-193-4998		
B0002	10140A	4120-01-327-1316	Air Conditioner, MCS, Horizontal, 60 Hz, 1.5-Ton	2-2
	07592F	4120-01-237-4463		
	07592C	4120-01-122-0626		
	07592D	4120-01-076-1753		
	07592A	4120-00-411-3730		
	09265A	4120-01-268-4451		
B0003	11080A	4120-01-526-1588	Air Conditioner, 1.5-Ton, 18,000 BTU/HR	2-3
B0004	11286A	4120-01-539-4630	Air Conditioner, MCS, Horizontal, 400 HZ, 1.5-Ton	2-4
	07418D	4120-01-168-1775		
	07418C	4120-01-073-9095		
	07418A	4120-01-350-0185		
	08714B	4120-01-220-7381		
	04984A	4120-01-286-8854		
B0006	06503C	4120-01-072-6388	Air Conditioner, MCS, Vertical, 400 Hz, 3-Ton	2-5
	09063A	4120-01-244-6385		
	09235A	4120-01-110-2034		
B0008	11084A	4120-01-526-1060	Air Conditioner, 5-Ton, 60,000 BTU/Hr	2-6
B0010	11079A	4120-01-526-1120	Air Conditioner, 10-Ton, 120,000 BTU/Hr	2-7
	11079A	4120-01-564-7844		
B0012	09857A	4120-01-325-7062	Air Conditioner, MCS, Vertical, 50/60 or 400 Hz, 18,000 BTU	2-8
B0014	11082A	4120-01-526-2397	Air Conditioner, 3-Ton, 36,000 BTU/Hr	2-9
B0016	11559A	6115-01-431-3062	Generator Set, Diesel Engine, Model MEP-903A	2-10
B0017	11703A	5280-01-571-4894	Tool Kit	2-11
B0018	11490A	2330-01-556-9648	Integrated Trailer-ECU-Generator (ITEG)	2-12
B0024	11243A	3825-01-497-0690	613C Water Distributor	2-13
B0025	11241A	3710-01-535-7449	Trailer-Mounted Hydroseeder	2-14
B0026	11234A	3710-01-534-9817	Skid-Mounted Hydroseeder	2-15
B0027	11185A	6110-01-532-1794	MEPDIS-Replacement, Power Distribution Box, Indoor Model, 5 kW, GFCI Protected	2-16
B0028	11186A	6110-01-532-1821	MEPDIS-Replacement, Power Distribution Box, Outdoor Model, 5 kW Non-GFCI Protected	2-17
B0029	11183A	6110-01-532-1764	MEPDIS-Replacement, Power Distribution Box, 15 kW	2-18
B0030	11184A	6110-01-532-1809	MEPDIS-Replacement, power Distribution Box, 30 kW	2-19
B0031	11182A	6110-01-532-1835	MEPDIS-Replacement, Power Distribution Box, 100 kW	2-20
B0032	11187A	6110-01-532-1776	MEPDIS-Replacement, Power Distribution Box, 300 kW	2-21

Equipment Listings by TAM-Number Sequence - Continued.

TAMCN	ID	NSN	EQUIPMENT	PAGE
B0036	11219A	4930-01-533-9826	Ground Expedient Refueling System (GERS), Medium	2-22
B0037	11220A	4930-01-533-9830	Ground Expedient Refueling System (GERS), Small	2-23
B0038	11262A	3810-01-538-4030	All Terrain Crane (ATC)	2-24
B0039	11275A	3895-01-539-0585	Airfield Damage Repair (ADR) Kit	2-25
B0040	11284B	3805-01-550-0883	277C Multi-Terrain Loader	2-26
B0049	11574A	4130-01-562-9914	Large Field Refrigeration System (LFRS)	2-27
B0055	10006A	4510-01-163-6775	Bath Shower Unit	2-28
B0057	11374A	5420-01-545-7365	Joint Assault Bridge (JAB)	2-29
B0060	11503A	2320-01-558-5671	Medium Crawler Tractor (MCT)	2-30
B0061	11502A	4120-01-558-5664	Cooling and Refrigeration Expeditionary Kit (CREK)	2-31
B0062	11509A	5180-01-550-0145	Lineman's Tool Kit	2-32
B0063	11412A	3805-01-549-7814	Tractor, Rubber-tired, Articulated Steering, Multi-Purpose (TRAM)	2-33
B0066	B00667B	3510-01-549-8384	Containerized Batch Laundry (CBL) Unit	2-36
B0069	11418A	5180-01-550-8373	Climber's Set, Tree, and Pole	2-37
B0071	TBD	TBD	Lightweight Water Purification System (LWPS)	2-38
B0074	11453A	4120-01-552-5223	Air Conditioner, 0.75-Ton, 9,000 BTU/Hr, 60 Hz	2-39
B0075	11609A	4130-01-565-7655	Small Field Refrigeration System (SFRS)	2-40
B0076	11470A	3805-01-553-4073	Multi-Terrain Loaded Work Tool	2-41
B0077	09292A	6115-01-274-7387	Generator Set, Diesel Engine, Model MEP-802A	2-42
B0078	11621A	3805-01-566-0558	120M Motorized Road Grader	2-43
B0079	11569A	3830-01-562-6715	Ripper Attachment, 3-Shank, Rear Mtg F/Tractor	2-44
B0081	11570A	3830-01-562-6695	Winch Attachment, Single Drum	2-45
B0083	11589A	6115-01-296-1462	Generator Set, Diesel Engine, Model MEP-809A	2-46
B0114	10020C	1940-01-526-7164	Bridge Erection Boat (BEB)	2-47
B0115	11104A	1940-01-527-9596	Bridge Erection Boat MKII Tactical Trailer	2-48
B0120	108675A	5420-00-172-3519	Bridge Erection Set	2-49
B0152	08676A	5420-00-172-3520	Medium Girder Bridge (MGB)	2-50
B0155	11518A	5420-01-550-5433	Bridge, Floating, IRB 80T, 100T Rafting Set, Ribbon Bridge, Construction Outfit Ramp Bay and Interior Bay Data	2-51
B01607B	10984A	2350-01-511-7783	Assault Breacher Vehicle (ABV)	2-52
B0171	09198A	3815-01-551-5938	Bucket, Clamshell	2-53
B0176	09197A	3815-01-291-9223	Bucket, Concrete	2-54
B0391	08758A	3930-01-082-3758	Rough Terrain Container Handler (RTCH) Vehicle	2-55
	09117A	3930-01-269-4938		
B0392	11078A	3930-01-522-7364	Rough Terrain Container Handler (RTCH), Kalmar	2-56
B0395	08917B	4310-01-498-8886	Air Compressor with Pneumatic Tools	2-57
B0443	09109A	3810-01-268-1737 (w/o Pile Driver Capability)	High Speed, High Mobility, (HSHM) Crane	2-58
	09109B	3810-01-320-1920		
B0446	09166A	3810-01-165-0646	Rough Terrain Air Mobile Crane (AMC)	2-59
	09166B	3810-01-516-9718		

Equipment Listings by TAM-Number Sequence - Continued.

TAMCN	ID	NSN	EQUIPMENT	PAGE
B0471	00482B	1375-01-468-4400	Squad Demolition Kit (SDK)	2-60
B0472	01518A	1385-00-212-4591	Demolition Equipment Set	2-61
B0475	03701E	6665-21-906-1023	Mine Detector, AN/PSS-12	2-62
B0476	11001B	6665-01-527-4643	Advanced Mine Detector, AN/PSS-14	2-63
B0525	06536B	2590-01-155-1586	Fixed Drawbar Attachment	2-64
B0570	04486B	8110-00-965-2313	500 Gallon Collapsible Coated-Fabric Potable Water Drum.	2-65
B0571	08935A	8110-01-122-0015	500 Gallon Collapsible Coated-Fabric Potable Water Drum	2-66
B0572	10761A	5430-01-479-5116	50,000 Gallon Collapsible, Coated-Fabric, Fuel Tank Assembly	2-67
B0573	10803A	5430-01-485-0103	3,000 Gallon Collapsible, Coated-Fabric, Fuel Tank Assembly	2-68
B0574	08106A	5430-01-058-6293	20,000 Gallon Collapsible, Coated-Fabric, Fuel Tank Assembly	2-69
B0579	07500A	5985-00-471-0223	Dummy Load, Generator Set, 100 kW	2-70
	07500B	6150-01-306-2943		2-71
B0589	09599A	2350-00-808-7100	M9 ACE Armored Combat Earthmover	2-72
B0595	09127A	6110-01-273-2387	Mobile Electric Power Distribution, 15 KW Panel	2-73
B0600	09125A	6110-01-272-6953	Mobile Electric Power Distribution, 30 kW Panel	2-74
B0605	09124A	6110-01-272-6952	Mobile Electric Power Distribution, 100 kW Panel	2-75
B0608	09049A	6150-01-254-1666	Field Wiring Harness	2-76
B0625	10671A	4210-01-468-3460	Compressed Air Foam System-Mobile (CAFS-M)	2-77
B0626	10840A	4210-01-494-4642	Fire Suppression System (FSS)	2-78
B0640	11120A	6230-01-530-8890	Floodlight Set, Self-Contained	2-79
B0675	07391B	4930-01-094-0026	Tactical Airfield Fuel Dispensing System (TAFDS)	2-80
B0676	08936A	4320-01-110-1993	Forward Area Water Point Supply System	2-81
B0685	06674C	4930-01-113-9173	Amphibious Assault Fuel System	2-82
B0695	10188A	6640-01-399-0483	Tactical Petroleum Laboratory, Medium	2-83
B0730	10155A	6115-01-285-3012	Generator Set, Diesel Engine, 3 kW, 60 Hz	2-84
B0891	09247A	6115-01-275-5061	Generator Set, Diesel Engine, 10 kW, 60 Hz	2-85
B0921	09248A	6115-01-274-7392	Generator Set, Diesel Engine, 10 kW, 400 Hz	2-86
B0930	11125A	6115-01-531-0571	Generator Set, Diesel Engine, 20 kW, 60 Hz	2-87
B0953	09249A	6115-01-274-7389	Generator Set, Diesel Engine, 30 kW, 60 Hz	2-88
	09249B	611501-461-9335		2-89
B0971	09246A	6115-01-462-0290	Generator Set, Diesel Engine, 30 kW, 400 Hz	2-90
	09246B	6115-01-274-7394		2-91
B0980	11101A	6115-01-435-1565	Generator Set, Diesel Engine, 2 kW, 60 Hz	2-92
B1010			Cold Weather Kit	2-93
B1016	09245B	6115-01-462-0292	Generator Set, Diesel Engine, 60 kW, 400 Hz	2-94
	09245A	6115-01-274-7395		2-95
B1021	09244A	6115-01-274-7390	Generator Set, Diesel Engine, 60 kW, 60 Hz	2-96
	09244B	6115-01-462-0291		

Equipment Listings by TAM-Number Sequence - Continued.

TAMCN	ID	NSN	EQUIPMENT	PAGE
B1045	07464A	6115-00-133-9101	Generator Set, Diesel Engine, 100 kW, 60 Hz	2-98
	07464B	6115-01-036-6374		2-99
	07464C	6115-01-296-1463		2-100
B1082	09089A	3805-01-303-6152 (MPS and Prepo Norway only)	Motorized Road Grader	2-101
	09089B	3805-01-150-4795 (All Others)		
B1135	07387C	4930-01-114-9930	Helicopter Expedient Refueling System	2-102
B1139	10596A	4930-01-462-1304	Hose Reel System	2-103
B1140	09476B	4610-01-364-4485	Hypochlorination Unit, Purification, 2-350	2-104
B1191	09085A	5180-01-261-7881	Tool Kit, Intermediate, F/Tractor, Full-Track, w/Angle Blade	2-105
B1298	09153A	1055-01-281-2770	MK 2 MOD 0 Mine Clearance System Trailer Mounted	2-106
B1300	09377A	2320-01-312-2616	Maintenance Platform, Air Mobile Crane	2-107
B1315	09962A	1055-01-226-6338	MK 1 MOD Mine Clearance System	2-108
B1320	01291B	9905-01-186-7253	Minefield Marking Set	2-109
B1420	01461B	6630-01-008-5524	Aviation Fuel Contamination Test Kit	2-110
B1570	03707F	4930-01-182-5028	Expedient Refueling System (ERS)	2-111
B1580	09003A	4030-01-240-4579	Pump Module, Fuel Six Container (SIXCON)	2-112
B1581	09444A	4320-01-318-1853	Pump Module, Water Six Container (SIXCON)	2-113
B1582	09540A	4320-01-158-2954	Pump, Water, 350 GPM	2-114
B1583	11222A	4320-01-533-6417	Pump, Fuel, 600 GPM	2-115
B1620	00970C	4320-01-149-7857	Pump Set, 65 GPM, 50 Ft Head	2-116
B1625	09439A	2090-01-316-2576	Improved Ribbon Bridge Raft Set Ramp Bayl	2-117
B1645	10673A	4110-01-468-9792	Refrigeration Unit, Enhance	2-118
B1710	08407A	4110-01-107-9078	Refrigerator, Rigid Box	2-119
B1720	08710A	5420-01-139-1503	Reinforcement Set, Medium Girder Bridge (MGB)	2-120
B1775	06538D	3830-01-171-5776	Three Shank, Rear Mounting Ripper Attachment	2-121
B1785	10494A	3895-01-453-8573	Roller, Compactor, Vibratory, Self-Propelled	2-122
	10494B	3895-01-550-8369		
B1922	08900A	3805-01-153-1854	621B Wheeled Tractor-Scraper (WTS)	2-123
	08900B	3805-01-550-7164		
B1942	08165B	4910-01-550-7118	Construction Shop Kit	2-124
B1951	09018A	4940-01-235-5080	Shop Equipment, General Purpose, Set No 1	2-125
B2004	07678A	4120-00-327-5035	Skid-Mounting Assembly, Small, Remote, Air Conditioner	2-126
B2006	07768A	4120-00-575-7200	Skid-Mounting Assembly, Large, Remote Air Conditioner	2-127
B2085	09002A	5430-01-240-4578	SIXCON, Fuel Storage Tank Module	2-128
B2086	08990A	5430-01-203-9971	Water Six Container (SIXCON) Storage Tank Module	2-129
B2120	09130A	6675-01-273-7812	Survey Set, General Purpose	2-130
B2127	09199B	3830-01-504-2618	Sweeper, Rotary, Vehicle Mounting	2-131

Equipment Listings by TAM-Number Sequence - Continued.

TAMCN	ID	NSN	EQUIPMENT	PAGE
B2130	01034F	5430-01-469-8774	Collapsible Fabric 3,000 Gallon Water Tank	2-132
	01034E	5430-01-359-4774		
	01034H	5430-01-540-5357		
	01034G	5430-01-470-7380		
B2131	09495A	4610-01-120-7526	Tank Farm Interconnection Set, Dual Tank	2-133
B2132	09537A	4610-01-120-7528	Bag Filler Tank Farm Interconnection Set	2-134
B2133	09721A	4610-01-140-6775	Four Inch Hose Tank Farm Interconnection Set	2-135
B2134	09481A	4610-01-140-6776	2-Inch Hose Tank Farm Interconnection Set	2-136
B2135	07563A	4610-01-120-7522	Four Inch Discharge Hose Tank Farm Interconnection Set	2-137
B2136	09483A	4610-01-123-7705	Hose Nozzle Tank Farm Interconnection Set	2-138
B2137	09496A	4610-01-120-7525	Tank Farm Interconnection Set, Accessory Kit	2-139
B2138	09564A	4320-01-120-7523	Tank Farm Interconnection Set, 350 GPM Pump	2-140
B2139	09484A	4320-01-120-7524	Tank Farm Interconnection Set, 125 GPM Pump	2-141
B2150	01036B	6635-00-641-3643	Test Set, Soil	2-142
B2210	11421A	5180-01-550-8250	Carpenter Kit	2-143
B2238	09038A	5180-01-254-7723	Tool Kit, Caterpillar	2-144
B2239	09288A	5180-01-306-4343	Tool Kit, Intermediate Maintenance for TRAM	2-145
B2240	01204A	5180-00-596-1531	Tool Kit, Electrician Lineman	2-146
B2250	11423A	5180-00-550-8112	Pioneer Platoon Kit	2-147
B2260	11422A	5180-00-550-8116	Pioneer Squad Kit	2-148
B2370	00425B	5180-01-551-3550	Mason and Concrete Finisher's Kit	2-149
B2391	09539A	4320-01-128-4244	Pump Station, Tactical Water Distribution System (TWDS)	2-150
B2392	09538A	4320-01-128-4245	Storage Assembly, Tactical Water Distribution System (TWDS)	2-151
B2393	09536A	4320-01-128-4246	Distribution Point Tactical Water Distribution System (TWDS)	2-152
B2394	09482A	4320-01-261-6470	600 GPM Pump Tactical Water Distribution System (TWDS)	2-153
B2395	09854A	4320-01-377-4577	Tactical Water Distribution System, 5 Mile Segment	2-154
B2410	10259A	5180-01-428-0959	Tool Kit, M9 ACE, Organizational Maintenance	2-155
B2420	10258A	5180-01-429-2683	Tool Kit, M9 ACE, Intermediate Maintenance	2-156
B2460	09062A	2410-01-254-1667	Full-Track, Tractor with Angle Blade	2-157
B2462	08757A	2410-01-155-1588	Medium, Full-Track Tractor	2-158
B2464	09426A	3805-01-315-1091	Full-Track Tractor with Multi-Purpose Bucket	2-159
	07542A	3805-00-140-2427		
B2483	10996A	3805-01-514-7166	Backhoe Loader (BHL)	2-160
B2561	10794B	3930-01-508-0886	Extendable Boom Forklift Truck (EBFL)	2-161
B2565	11026A	2330-01-518-3809	Engineer Equipment Trailer (EET)	2-162
	11026B	2330-01-547-0272		
B2566	09135B	3930-01-478-3519	Light Capacity Rough Terrain Truck Forklift (LRTF)	2-163
	09135C	3930-01-533-0855		
B2567	09148A	3805-01-279-3635	Rubber-Tired, Articulated Steering, Multi-Purpose Tractor (TRAM)	2-164

Equipment Listings by TAM-Number Sequence - Continued.

TAMCN	ID	NSN	EQUIPMENT	PAGE
	08580C	4610-01-295-2719		
B2605	10802A	4610-01-488-6961	Tactical Water Purification System (TWPS)	2-167
B2630	08580A	6630-01-477-2395	Water Quality Analysis Set - Purification	2-168
B2631	08938B	5430-01-200-4831	Tank, Fabric, Collapsible, Potable Water, 50,000 Gallon	2-169
B2632	08845B	5430-01-351-7813	Tank, Fabric, Collapsible, Potable Water, 20,000 Gallon	2-170
B2685	04055D	3431-01-498-4423	Marine Corps Tactical Welding Shop (MCTWS)	2-171
B2686	10926A	3431-01-505-0248	Marine Corps Tactical Welding Shop (MCTWS) Armor Welding Kit	2-172
B2687	10927A	3431-01-505-0888	Marine Corps Tactical Welding Shop (MCTWS) Titanium Kit	2-173
B2705	06537B	3830-01-155-1587	D7G Winch, Attachment, Single Drum	2-174
B2730	04485B	8110-00-856-6243	Towing and Lifting Yoke	2-175
B7900	11390A	5180-01-546-8026	Tool Kit, Intermediate Level Electricians (L-Level Tool Kit)	2-176
C0200	11060A	6110-01-522-3067	Power Distribution System, FFSS Bus Duct	2-177
C4765	07661C	4210-01-354-9893	Dry Chem, Self-Contained Fire Extinguisher	2-178
	07661B	4210-01-205-2246		
J3087	81000B	3805-01-457-1962	Laserplane, Level System	2-179
U0003	11367A	9515-01-545-2474	Kit, Armor Tractor, Rubber Tire, Articulated Steering, Multi-Purpose	2-180
U0013	11575A	9515-01-563-0360	Kit, Armor, Medium Crawler Tractor	2-181
U0014	11580A	2540-01-563-3905	Tram Armored Cab	2-182
NA	8J9088	6110-01-559-0584	Synchronizer Box, Generator, 20 kW, 60 Hz	2-183
NA	09146C	3830-01-482-8569	Forklift Attachment	2-34, 2-166
NA	09149C	3830-01-482-8567	Multi-Purpose Bucket	2-35, 2-167

CHAPTER 4

OBSOLETE EQUIPMENT

OBSOLETE EQUIPMENT LIST

TAMCN	NOMENCLATURE	NSN	ID #
B0219	Multi-Purpose Bucket	3830-01-278-9909	09149A
B0647	Forklift Attachment	3830-01-278-3519	09146A
B1226	Bare Base Laundry Unit	3510-01-165-6845	09950A
B1467	Pipe Fitting Assortment, Plastic	4730-00-542-2982	02475A
B2561	Extendable Boom Forklift Truck (EBFL)	3930-01-486-2151	10794A
U3187	Tractor Protective Kit (TPK)	2410-00-A37-0251	None

INDEX

<i>Subject</i>	<i>Page No.</i>
Numerics	
120M Motorized Road Grader	2-43
20,000 Gallon Collapsible, Coated-Fabric, Fuel Tank Assembly	2-69
277C Multi-Terrain Loader	2-26
2-Inch Hose Tank Farm Interconnection Set	2-136
3,000 Gallon Collapsible, Coated-Fabric, Fuel Tank Assembly	2-68
4-Inch Discharge Hose Tank Farm Interconnection Set	2-137
4-Inch Hose Tank Farm Interconnection Set	2-135
50,000 Gallon Collapsible Coated-Fabric, Fuel Tank Assembly	2-67
500 Gallon Collapsible Coated-Fabric Potable Water Drum	2-66
600 GPM Pump Tactical Water Distribution System (TWDS)	2-153
613C Water Distributor	2-13
621B Wheeled Tractor-Scraper (WTS)	2-123

A

Advanced Mine Detector, AN/PSS-14	2-63
Air Compressor With Pneumatic Tools	2-57
Air Conditioner	
0.75-Ton, 9,000 BTU/hr, 60 Hz	2-39
1.5-Ton, 18,000 BTU/hr	2-3
10-Ton, 120,000 BTU/hr	2-7
3-Ton, 36,000 BTU/hr	2-9
5-Ton, 60,000 BTU/hr	2-6
MCS, Horizontal, 0.75-Ton	2-1
MCS, Horizontal, 400 Hz, 1.5-Ton	2-4
MCS, Horizontal, 60 Hz, 1.5-Ton	2-2
MCS, Vertical, 400 Hz, 3-Ton	2-5
MCS, Vertical, 50/60 Or 400 Hz, 18,000 BTU	2-8
Airfield Damage Repair (ADR) Kit	2-25
All Terrain Crane (ATC)	2-24
Amphibious Assault Fuel System	2-82
Assault Breacher Vehicle (ABV)	2-52
Aviation Fuel Contamination Test Kit	2-110

B

Backhoe Loader (BHL)	2-160
Bag Filler Tank Farm Interconnection Set	2-134
Bath Shower Unit	2-28

INDEX - Continued

<i>Subject</i>	<i>Page No.</i>
Bridge	
Erection Boat (BEB)	2-47
Erection Boat MKII Tactical Trailer	2-48
Erection Set	2-49
Bridge, Floating, IRB 80T, 100T Rafting Set, Ribbon Bridge, Construction Outfit Ramp Bay and Interior Bay Data 2-51	
Bucket, Clamshell	2-53
Bucket, Concrete	2-54
C	
Carpenter Kit	2-143
Caterpillar, Tool Kit	2-144
Clamshell, Bucket	2-53
Climber's Set, Tree, and Pole	2-37
Cold Weather Kit	2-93
Collapsible Coated-Fabric Fuel Drum	2-65
Collapsible Fabric 3,000 Gallon Water Tank	2-132
Compressed Air Foam System-Mobile (CAFS-M)	2-77
Concrete, Bucket	2-54
Construction Shop Kit	2-124
Containerized Batch Laundry (CBL) Unit	2-36
Cooling and Refrigeration Expeditionary Kit (CREK)	2-31
D	
D7G	
Winch, Attachment, Single Drum	2-174
Demolition Equipment Set	2-61
Diesel Engine, Generator Set, Model MEP-802A	2-42
Distribution Point Tactical Water Distribution System (TWDS)	2-152
Dry Chem, Self-Contained Fire Extinguisher	2-178
Dummy Load Generator Set, 100 kW	2-70, 2-71
E	
Electrician Lineman Tool Kit	2-146
Engineer Equipment Trailer (EET)	2-162
Equipment Description Sheet Format	1-1
Equipment Listing by TAM-Number Sequence	3-1

INDEX - Continued

<i>Subject</i>	<i>Page No.</i>
Expedient Refueling System (ERS)	2-111
Extendable Boom Forklift Truck (EBFL)	2-161
F	
Field Wiring Harness	2-76
Fire Suppression System (FSS)	2-78
Fixed Drawbar Attachment	2-64
Floodlight Set	
Self-Contained	2-79
Forklift Attachment	2-34, 2-165
Forward Area Water Point Supply System	2-81
Full-Trackd Tractor With Multi-Purpose Bucket	2-159
Full-Trackd, Tractor With Angle Blade	2-157
G	
General Arrangement	1-1
Generator Set	
Diesel Engine, 10 kW, 400 Hz	2-86
Diesel Engine, 10 kW, 60 Hz	2-85
Diesel Engine, 100 kW, 60 Hz	2-100
Diesel Engine, 2 kW, 60 Hz	2-92
Diesel Engine, 20 kW, 60 Hz	2-87
Diesel Engine, 3 kW, 60 Hz	2-84
Diesel Engine, 30 kW, 400 Hz	2-91
Diesel Engine, 30 kW, 60 Hz	2-89
Diesel Engine, 60 kW, 400 Hz	2-95
Diesel Engine, 60 kW, 60 Hz	2-97
Generator Set, Diesel Engine, Model MEP-802A	2-42
Generator Set, Diesel Engine, Model MEP-809A	2-46
Generator Set, Diesel Engine, Model MEP-903A	2-10
Ground Expedient Refueling System (GERS)	
Medium	2-22
Small	2-23
H	
Helicopter Expedient Refueling System	2-102
High Speed, High Mobility, (HSHM) Crane	2-58
Hose Nozzle Tank Farm Interconnection Set	2-138

INDEX - Continued

<i>Subject</i>	<i>Page No.</i>
Hose Reel System	2-103
Hypochlorination Unit, Purification, 2-350	2-104
I	
IM Tram, Tool Kit	2-145
Improved Ribbon Bridge Raft Set Ramp Bay	2-117
Integrated Trailer-ECU-Generator (ITEG)	2-12
J	
Joint Assault Bridge (JAB)	2-29
K	
Kit, Armor Tractor, Rubber Tire, Articulated Steering, Multi-Purpose	2-180
Kit, Armor, Medium Crawler Tractor	2-181
Kit, Tool, Caterpillar	2-144
Kit, Tool, IM Tram	2-145
Kit, Tool, M9 ACE, 2nd OEM	2-155
Kit, Tool, M9 ACE, 3rd/4th OEM	2-156
L	
Large Field Refrigeration System (LFRS)	2-27
Laserplane, Level System	2-179
Level System, Laserplane	2-179
Light Capacity Rough Terrain Truck Forklift (LRTF)	2-163
Lightweight Water Purification System (LWPS)	2-38
Lineman's Tool Kit	2-32
List of Abbreviations/Acronyms	1-2
M	
M9 ACE Armored Combat Earthmover	2-72
M9 ACE, 2nd OEM, Tool Kit	2-155
M9 ACE, 3rd/4th OEM, Tool Kit	2-156
Maintenance Platform, Air Mobile Crane	2-107
Marine Corps Tactical Welding Shop (MCTWS)	2-171
Armor Welding Kit	2-172
Titanium Kit	2-173
Mason and Concrete Finishers Kit	2-149
Medium Crawler Tractor (MCT)	2-30

INDEX - Continued

<i>Subject</i>	<i>Page No.</i>
Medium Girder Bridge (MGB)	2-50
Medium, Full-Track Tractor	2-158
MEPDIS-Replacement, Power Distribution Box	
100 kW	2-20
15 kW	2-18
30 kW	2-19
300 kW	2-21
Indoor Model, 5 kW, GFCI Protected	2-16
Outdoor Model, 5 kW, Non-GFCI Protected	2-17
Mine Detector, AN/PSS-12	2-62
Minefield Marking Set	2-109
MK 1 MOD Mine Clearance System	2-108
MK 2 MOD 0 Mine Clearance System Trailer Mounted	2-106
Mobile Electric Power Distribution, 100 kW Panel	2-75
Mobile Electric Power Distribution, 15 KW Panel	2-73
Mobile Electric Power Distribution, 30 kW Panel	2-74
Motorized Road Grader	2-101
Multi-Purpose Bucket	2-35, 2-166
Multi-Terrain Loaded Work Tool	2-41
O	
Obsolete Equipment List	4-1
P	
Pioneer Platoon Kit	2-147
Pioneer Squad Kit	2-148
Power Distribution System, FFSS Bus Duct	2-177
Pump	
Fuel, 600 GPM	2-115
Water, 350 GPM	2-114
Pump Module	
Fuel Six Container (Sixcon)	2-112
Water Six Container (Sixcon)	2-113
Pump Set, 65 GPM, 50 ft Head	2-116
Pump Station, Tactical Water Distribution System (TWDS)	2-150
R	
Refrigeration Unit, Enhance	2-118

INDEX - Continued

<i>Subject</i>	<i>Page No.</i>
Refrigerator, Rigid Box	2-119
Reinforcement Set, Medium Girder Bridge (MGB)	2-120
Ripper Attachment, 3-Shank, Rear MTG F/Tractor	2-44
Roller, Compactor, Vibratory, Self-Propelled	2-122
Rough Terrain Air Mobile Crane (AMC)	2-59
Rough Terrain Container Handler (RTCH)	
Kalmar	2-56
Vehicle	2-55
Rubber-Tired, Articulated Steering, Multi-Purpose Tractor (TRAM)	2-164
S	
Scope	1-1
Shop Equipment, General Purpose, Set No. 1	2-125
SIXCON, Fuel Storage Tank Module	2-128
Skid-Mounted Hydroseeder	2-15
Skid-Mounting Assembly, Large, Remote Air Conditioner	2-127
Skid-Mounting Assembly, Small, Remote, Air Conditioner	2-126
Small Field Refrigeration System (SFRS)	2-40
Squad Demolition Kit (SDK)	2-60
Storage Assembly, Tactical Water Distribution System (TWDS)	2-151
Survey Set General Purpose	2-130
Sweeper, Rotary, Vehicle Mounting	2-131
Synchronizer Box, Generator, 20 kW, 60 Hz	2-183
T	
Tactical Airfield Fuel Dispensing System (TAFDS)	2-80
Tactical Petroleum Laboratory, Medium	2-83
Tactical Water Purification System (TWPS)	2-167
Tank Farm Interconnection Set	
125 GPM Pump	2-141
350 GPM Pump	2-140
Accessory Kit	2-139
Dual Tank	2-133
Tank, Fabric, Collapsible, Potable Water, 20,000 Gallon	2-170
Tank, Fabric, Collapsible, Potable Water, 50,000 Gallon	2-169
Test Set, Soil	2-142

INDEX - Continued

<i>Subject</i>	<i>Page</i>
Three Shank, Rear Mounting Ripper Attachment	2-121
Tool Kit, IM, F/Tractor, Ft, W/Angle Blade	2-105
Tool Kit, Intermediate Level Electricians (L-Level Tool Kit)	2-176
Towing And Lifting Yoke	2-175
Tractor, Rubber-Tired, Articulated Steering, Multi-Purpose (TRAM)	2-33
Trailer-Mounted Hydroseeder	2-14
Tram Armored Cab	2-182
TWDS 5 Mile Hose Segment Kit	2-154
W	
Water Six Container (SIXCON) Storage Tank Module	2-129
Winch Attachment, Single Drum	2-45
WQAS-P	2-168

THE METRIC SYSTEM AND EQUIVALENTS

<p>Linear Measure</p> <p>1 Centimeter = 10 Millimeters = 0.01 Meters = 0.3937 Inches 1 Meter = 100 Centimeters = 1000 Millimeters = 39.37 Inches 1 Kilometer = 1000 Meters = 0.621 Miles</p> <p>Weights</p> <p>1 Gram = 0.001 Kilograms = 1000 Milligrams = 0.035 Ounces 1 Kilogram = 1000 Grams = 2.2 Pounds 1 Metric Ton = 1000 Kilograms = 1 Megagram = 1.1 Short Tons</p> <p>Liquid Measure</p> <p>1 Milliliter = 0.001 Liters = 0.0338 Fluid Ounces 1 Liter = 1000 Milliliters = 33.82 Fluid Ounces</p>	<p>Square Measure</p> <p>1 Sq Centimeter = 100 Sq Millimeters = 0.155 Sq Inches 1 Sq Meter = 10,000 Sq Centimeters = 10.76 Sq Feet 1 Sq Kilometer = 1,000,000 Sq Meters = 0.0386 Sq Miles</p> <p>Cubic Measure</p> <p>1 Cu Centimeter = 1,000 Cu Millimeters = 0.06 Cu Inches 1 Cu Meter = 1,000,000 Cu Centimeters = 35.31 Cu Feet</p> <p>Temperature</p> <p>$5/9 (^{\circ}\text{F} - 32) = ^{\circ}\text{C}$ 212° Fahrenheit is equivalent to 100° Celsius 90° Fahrenheit is equivalent to 32.2° Celsius 32° Fahrenheit is equivalent to 0° Celsius $9/5 \text{ C}^{\circ} + 32 = \text{F}^{\circ}$</p>
--	---

APPROXIMATE CONVERSION FACTORS

To Change	To	Multiply By
Inches	Centimeters	2.540
Feet	Meters	0.305
Yards	Meters	0.914
Miles	Kilometers	1.609
Sq Inches	Sq Centimeters	6.451
Sq Feet	Sq Meters	0.093
Sq Yards	Sq Meters	0.836
Sq Miles	Sq Kilometers	2.590
Acres	Sq Hectometers	0.405
Cubic Feet	Cubic Meters	0.028
Cubic Yards	Cubic Meters	0.765
Fluid Ounces	Milliliters	29.573
Pints	Liters	0.473
Quarts	Liters	0.946
Gallons	Liters	3.785
Ounces	Grams	28.349
Pounds	Kilograms	0.454
Short Tons	Metric Tons	0.907
Pound-Feet	Newton-Meters	1.356
Pounds per Sq Inch	Kilopascals	6.895
Miles per Gallon	Kilometers per Liter	0.425
Miles per Hour	Kilometers per Hour	1.609

To Change	To	Multiply By
Centimeters	Inches	0.394
Meters	Feet	3.280
Meters	Yards	1.094
Kilometers	Miles	0.621
Sq Centimeters	Sq Inches	0.155
Sq Meters	Sq Feet	10.764
Sq Meters	Sq Yards	1.196
Sq Kilometers	Sq Miles	0.386
Sq Hectometers	Acres	2.471
Cubic Meters	Cubic Feet	35.315
Cubic Meters	Cubic Yards	1.308
Milliliters	Fluid Ounces	0.034
Liters	Pints	2.113
Liters	Quarts	1.057
Liters	Gallons	0.264
Grams	Ounces	0.035
Kilograms	Pounds	2.205
Metric Tons	Short Tons	1.102
Newton-Meters	Pound-Feet	0.738
Kilopascals	Pounds per Sq Inch	0.145
Kilometers per Liter	Miles per Gallon	2.354
Kilometers per Hour	Miles per Hour	0.621

